

ALTERNATION HISTORY RECORDS 变更记录

Date 日期	Version 版本	Mark 标记	Page 页码	Description 描述	Drafter 制定者	Approver 审批者
2019-10-10	B	/	/	In release 换版发行	/	常斯琴
2020-11-12	B-1	△	P2	Fix The bug(1210 Size W “3.20±0.40 ” Replace with“2.50±0.30 ”)	汤勋	常斯琴

1. DESCRIPTION

MLCC consists of a conducting material and electrodes. To manufacture a chip-type SMT and achieve miniaturization, high density and high efficiency, ceramic condensers are used.

MLCC is made by NP0, X7R, X6S, X5R and Y5V dielectric material and which provides product with high electrical precision, stability and reliability.

2. FEATURES

- A wide selection of sizes is available (0201 to 1812).
- High capacitance in given case size.
- Capacitor with lead-free termination (pure Tin).

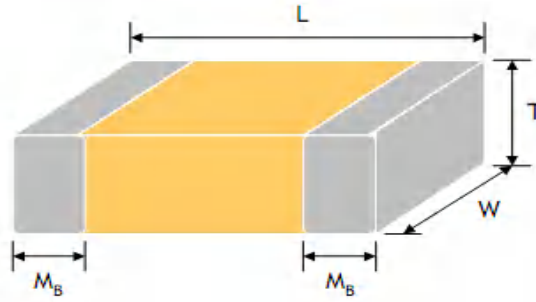
3. APPLICATIONS

- For general digital circuit.
- For power supply bypass capacitors.
- For consumer electronics.
- For telecommunication

4. HOW TO ORDER

1206	B	104	K	500	A	D
Size Inch (mm) 0201 (0603) 0402 (1005) 0603 (1608) 0805 (2012) 1206 (3216) 1210 (3225) 1812 (4532)	Dielectric N=NP0 (C0G) B=X7R Y=Y5V W=X5R S=X6S	Capacitance Two significant digits followed by no. of zeros. And R is in place of decimal point. eg.: 0R5=0.5pF 1R0=1.0pF 104=10x104=100nF	Tolerance A=±0.05pF B=±0.1pF C=±0.25pF D=±0.5pF F=±1% G=±2% J=±5% K=±10% M=±20% Z=-20/+80%	Rated Voltage Two significant digits followed by no. of zeros. And R is in place of decimal point. 4R0 =4 VDC 6R3 =6.3 VDC 100 =10 VDC 160 =16 VDC 250 =25 VDC 500 =50 VDC 101 =100 VDC	Thickness Item 5 & Item 7 for details	Packaging Quantity K: 0.5 KPS/Reel A: 1KPS/Reel B: 2KPS/Reel C: 3KPS/Reel D: 4KPS/Reel E: 15KPS/Reel I: 10KPS/Reel J: 2.5KPS/Reel F: others

5. EXTERNAL DIMENSIONS



Size Inch(mm)	L (mm)	W (mm)	T(mm)/Symbol	Soldering Method	M _B (mm)
0201 (0603)	0.6±0.09	0.30±0.09	0.30±0.09	L R	0.15±0.1/-0.05
0402 (1005)	1.00±0.20	0.50±0.20	0.50±0.05	N R	0.25±0.05/-0.10
			0.50±0.20	H R	
0603 (1608)	1.60±0.20	0.80±0.20	0.50±0.20	H R/W	0.40±0.15
			0.80±0.10	S R/W	
			0.85±0.15	B R/W	
			0.80±0.20	X R/W	
0805 (2012)	2.00±0.20	1.25±0.20	0.50±0.20	H R	0.50±0.20
			0.60±0.10	A R/W	
			0.80±0.20	X R/W	
			0.85±0.15	B R/W	
1206 (3216)	3.20±0.30	1.60±0.30	1.25±0.20	C R	0.60±0.20 0.50±0.25
			0.85±0.15	B R/W	
			0.95±0.10	I R	
			1.15±0.20	J R	
			1.60±0.20	D R	
1210 (3225)	3.20±0.40	2.50±0.30 \triangle	1.60+0.30/-0.10	P R	0.75±0.25
			0.85±0.15	B R	
			0.95±0.10	I R	
			1.25±0.20	C R	
			2.00±0.20	K R	
			2.50±0.30	M R	
1808 (4520)	4.50±0.40	2.03±0.25	1.25±0.20	C R	0.75±0.25 0.50±0.25*
			1.40±0.20	F R	
			1.60±0.20	D R	
			2.00±0.20	K R	
1812 (4532)	4.50±0.40	3.20±0.40	1.25±0.20	C R	0.75±0.25 0.50±0.25*
			1.60±0.20	D R	
			2.00±0.20	K R	
			2.50±0.30	M R	
			2.80±0.30	U R	
1825 (4563)	4.50±0.40	6.30±0.40	1.60±0.20	D R	0.75±0.35
			2.00±0.20	K R	0.85±0.35
			2.50±0.30	M R	0.85±0.35
			2.80±0.30	U R	0.85±0.35
2211(5728)	5.70±0.40	2.80±0.30	1.60±0.20	D R	0.75±0.35
			2.00±0.20	K R	0.85±0.35
			2.50±0.30	M R	0.85±0.35
			2.80±0.30	U R	0.85±0.35
2220(5750)	5.70±0.40	5.00±0.40	1.60±0.20	D R	0.75±0.35
			2.00±0.20	K R	0.85±0.35
			2.50±0.30	M R	0.85±0.35
			2.80±0.30	U R	0.85±0.35
2225(5763)	5.70±0.40	6.30±0.40	1.60±0.20	D R	0.75±0.35
			2.00±0.20	K R	0.85±0.35
			2.50±0.30	M R	0.85±0.35
			2.80±0.30	U R	0.85±0.35

6. GENERAL ELECTRICAL DATA

Dielectric	NP0	X7R	Y5V	X5R	X6S
Size	0201, 0402, 0603, 0805, 1206, 1210, 1812				
Capacitance range*	0.1pF to 0.1μF	100pF to 47μF	0.01μF to 100μF	100pF to 220μF	0.1μF to 100μF
Capacitance tolerance**	Cap≤5pF ^{#1} : A (±0.05pF), B (±0.1pF), C (±0.25pF) 5pF<Cap<10pF: C (±0.25pF), D (±0.5pF) Cap≥10pF: F (±1%), G (±2%), J (±5%), K (±10%)	J (±5%), K (±10%), M (±20%)	M (±20%), Z (-20/+80%)	K (±10%), M (±20%)	K (±10%), M (±20%)
Rated voltage (WVDC)	10V, 16V, 25V, 50V, 100V	6.3V, 10V, 16V, 25V, 50V, 100V			
Operating temperature	-55 to +125°C		-25 to +85°C	-55 to +85°C	-55 to +105°C
Capacitance characteristic	±30ppm	±15%	+30/-80%	±15%	±22%
Termination	Ni/Sn (lead-free termination)				

#1: NP0, 0.1pF product only provide B tolerance; 0603N0R4 provide B&C tolerance; 0603N0R3 only provide C tolerance.

* Measured at the condition of 30~70% related humidity.

NP0: Apply 1.0±0.2Vrms, 1.0MHz±10% for Cap≤1000pF and 1.0±0.2Vrms, 1.0kHz±10% for Cap>1000pF, 25°C at ambient temperature

X7R/X6S/X5R/X7S: Please refer to page 13 "Reliability test conditions and requirements" for detail.

Y5V: Apply 1.0±0.2Vrms, 1.0kHz±10%, at 20°C ambient temperature.

** Preconditioning for Class II MLCC: Perform a heat treatment at 150±10°C for 1 hour and then leave in ambient condition for 24±2 hours before measurement.

X7R:

Note 1:

X5R:

Rated vol.	D.F. ≤	Exception of D.F. ≤	
≥ 100V	≤ 2.5%	≤ 3% 1206 ≥ 0.47μF ≤ 5% 0603 ≥ 0.068μF; 0805 > 0.1μF; 1206 ≥ 1μF; 1210 ≥ 2.2μF; ≤ 10% 0805 > 0.22μF; 1210 ≥ 3.3μF	
	50V	≤ 2.5%	≤ 3% 0201(50V); 0603 ≥ 0.047μF; 0805 ≥ 0.18μF; 1206 ≥ 0.47μF ≤ 5% 0201 ≥ 0.01μF; 1210 ≥ 4.7μF ≤ 10% 0402 ≥ 0.012μF; 0603 > 0.1μF; 0805/X7R > 0.47μF; 1206 ≥ 2.2μF; 1210 ≥ 10μF;
		35V	≤ 3.5%
25V	≤ 3.5%	≤ 7% 0603 ≥ 0.33μF	
		≤ 10% 0201 ≥ 0.1μF; 0402/X7R ≥ 0.056μF; 0603 ≥ 0.47μF; 0805 ≥ 2.2μF; 1206 ≥ 4.7μF; 1210 ≥ 22μF;	
		≤ 12.5% 0402 ≥ 0.47μF	
16V	≤ 3.5%	≤ 5% 0201 ≥ 0.01μF; 0402 ≥ 0.033μF; 0603 ≥ 0.15μF; 0805 ≥ 0.68μF; 1206 ≥ 2.2μF; 1210 ≥ 4.7μF	
		≤ 10% 0201/X7R ≥ 0.022μF; 0402 ≥ 0.22μF; 0603 > 0.47μF; 0805 ≥ 2.2μF; 1206 ≥ 4.7μF; 1210 ≥ 22μF;	
10V	≤ 5%	≤ 10% 0201 ≥ 0.012μF; 0402 ≥ 0.22μF; 0603 ≥ 0.33μF; 0805 ≥ 2.2μF; 1206 ≥ 2.2μF; 1210 ≥ 22μF; 01R5/X5R	
		≤ 15% 0201 ≥ 0.1μF; 0402 ≥ 1μF	
6.3V	≤ 10%	≤ 15% 0201 ≥ 0.1μF; 0402 ≥ 1μF; 0603 ≥ 10μF; 0805 ≥ 4.7μF; 1206 ≥ 47μF; 1210 ≥ 100μF;	
		≤ 20% 0402 ≥ 2.2μF	
4V	≤ 15%	---	

Rated vol.	D.F. ≤	Exception of D.F. ≤	
≥ 100V	≤ 2.5%	≤ 3% 1206 ≥ 0.47μF ≤ 5% 0603 ≥ 0.068μF; 0805 > 0.1μF; 1206 ≥ 1μF; 1210 ≥ 2.2μF; ≤ 10% 0805 > 0.22μF; 1210 ≥ 3.3μF	
	50V	≤ 2.5%	≤ 3% 0201(50V); 0603 ≥ 0.047μF; 0805 ≥ 0.18μF; 1206 ≥ 0.47μF ≤ 5% 0201 ≥ 0.01μF; 1210 ≥ 4.7μF ≤ 10% 0402 ≥ 0.012μF; 0603 > 0.1μF; 0805 ≥ 1μF; 1206 ≥ 2.2μF; 1210 ≥ 10μF;
		35V	≤ 3.5%
25V	≤ 3.5%	≤ 7% 0603 ≥ 0.33μF	
		≤ 10% 0201 ≥ 0.1μF; 0402 ≥ 0.10μF; 0603 ≥ 0.47μF; 0805 ≥ 2.2μF; 1206 ≥ 4.7μF; 1210/X5R ≥ 10μF;	
		≤ 12.5% 0402 ≥ 0.47μF	
16V	≤ 3.5%	≤ 5% 0201 ≥ 0.01μF; 0402 ≥ 0.033μF; 0603 ≥ 0.15μF; 0805 ≥ 0.68μF; 1206 ≥ 2.2μF; 1210 ≥ 4.7μF	
		≤ 10% 0201 ≥ 0.1μF; 0402 ≥ 0.22μF; 0603 > 0.47μF; 0805 ≥ 2.2μF; 1206 ≥ 4.7μF; 1210 ≥ 22μF;	
10V	≤ 5%	≤ 10% 0201 ≥ 0.012μF; 0402 ≥ 0.22μF; 0603 ≥ 0.33μF; 0805 ≥ 2.2μF; 1206 ≥ 2.2μF; 1210 ≥ 22μF ;	
		≤ 15% 0201 ≥ 0.1μF; 0402 ≥ 1μF	
6.3V	≤ 10%	≤ 15% 0201 ≥ 0.1μF; 0402 ≥ 1μF; 0603 ≥ 10μF; 0805 ≥ 4.7μF; 1206 ≥ 47μF; 1210 ≥ 100μF;	
		≤ 20% 0402 ≥ 2.2μF	
4V	≤ 15%	---	

Y5V:

X6S:

Rated vol.	D.F. ≤	Exception of D.F. ≤
≥ 50V	≤ 5%	≤ 7% 0603 ≥ 0.1μF; 0805 ≥ 0.47μF; 1206 ≥ 4.7μF;
		≤ 12.5% 1210 ≥ 6.8μF
35V	≤ 7%	---
25V	≤ 5%	≤ 7% 0402 ≥ 0.047μF; 0603 ≥ 0.1μF; 0805 ≥ 0.33μF; 1206 ≥ 1μF; 1210 ≥ 4.7μF
		≤ 9% 0402 ≥ 0.068μF; 0603 ≥ 0.47μF; 1206 ≥ 4.7μF; 1210 ≥ 22μF;
16V (C<1.0μF)	≤ 7%	≤ 9% 0402 ≥ 0.068μF; 0603 ≥ 0.68μF
16V (C≥1.0μF)	≤ 9%	≤ 12.5% 0603 ≥ 2.2μF; 0805 ≥ 3.3μF; 1206 ≥ 10μF; 1210 ≥ 22μF; 1812 ≥ 47μF;
10V	≤ 12.5%	≤ 20% 0402 ≥ 0.47μF
6.3V	≤ 20%	---

Rated vol.	D.F. ≤	Exception of D.F. ≤		
≥ 100V	≤ 2.5%	≤ 3% 1206 ≥ 0.47μF ≤ 5% 0603 ≥ 0.068μF; 0805 > 0.1μF; 1206 ≥ 1μF; 1210 ≥ 2.2μF; ≤ 10% 0805 > 0.22μF; 1210 ≥ 3.3μF		
		50V	≤ 2.5%	≤ 3% 0201(50V); 0603 ≥ 0.047μF; 0805 ≥ 0.18μF; 1206 ≥ 0.47μF ≤ 5% 0201 ≥ 0.01μF; 1210 ≥ 4.7μF ≤ 10% 0402 ≥ 0.012μF; 0603 > 0.1μF; 0805 ≥ 1μF; 1206 ≥ 2.2μF; 1210 ≥ 10μF;
			35V	≤ 3.5%
25V	≤ 3.5%	≤ 7% 0603 ≥ 0.33μF		
		≤ 10% 0201 ≥ 0.1μF; 0402 ≥ 0.10μF; 0603 ≥ 0.47μF; 0805 ≥ 2.2μF; 1206 ≥ 4.7μF; 1210 ≥ 22μF;		
		≤ 12.5% 0402 ≥ 0.47μF		
16V	≤ 3.5%	≤ 5% 0201 ≥ 0.01μF; 0402 ≥ 0.033μF; 0603 ≥ 0.15μF; 0805 ≥ 0.68μF; 1206 ≥ 2.2μF; 1210 ≥ 4.7μF		
		≤ 10% 0201 ≥ 0.1μF; 0402 ≥ 0.22μF; 0603 > 0.47μF; 0805 ≥ 2.2μF; 1206 ≥ 4.7μF; 1210 ≥ 22μF;		
10V	≤ 5%	≤ 10% 0201 ≥ 0.012μF; 0402 ≥ 0.22μF; 0603 ≥ 0.33μF; 0805 ≥ 2.2μF; 1206 ≥ 2.2μF; 1210 ≥ 22μF		
		≤ 15% 0201 ≥ 0.1μF; 0402 ≥ 1μF		
6.3V	≤ 10%	≤ 15% 0201 ≥ 0.1μF; 0402/X6S ≥ 0.47μF; 0603 ≥ 10μF; 0805 ≥ 4.7μF; 1206 ≥ 47μF; 1210 ≥ 100μF;		
		≤ 20% 0402 ≥ 2.2μF		
4V	≤ 15%	---		

7. CAPACITANCE RANGE

7-1. NP0 Dielectric 0201, 0402, 0603, 0805 Sizes

DIELECTRIC		NP0																	
SIZE		0201			0402				0603					0805					
RATED VOLTAGE (VDC)		16	25	50	10	16	25	50	100	10	16	25	50	100	10	16	25	50	100
Capacitance	0.1pF (0R1)	L	L	L	H	H	H	H											
	0.2pF (0R2)	L	L	L	H	H	H	H											
	0.3pF (0R3)	L	L	L	H	H	H	H											
	0.4pF (0R4)	L	L	L	H	H	H	H											
	0.5pF (0R5)	L	L	L	H	H	H	H	H	S	S	S	S	S	A	A	A	A	A
	0.6pF (0R6)	L	L	L	H	H	H	H	H	S	S	S	S	S	A	A	A	A	A
	0.7pF (0R7)	L	L	L	H	H	H	H	H	S	S	S	S	S	A	A	A	A	A
	0.8pF (0R8)	L	L	L	H	H	H	H	H	S	S	S	S	S	A	A	A	A	A
	0.9pF (0R9)	L	L	L	H	H	H	H	H	S	S	S	S	S	A	A	A	A	A
	1.0pF (1R0)	L	L	L	H	H	H	H	H	S	S	S	S	S	A	A	A	A	A
	1.2pF (1R2)	L	L	L	H	H	H	H	H	S	S	S	S	S	A	A	A	A	A
	1.5pF (1R5)	L	L	L	H	H	H	H	H	S	S	S	S/B	S	A	A	A	A	A
	1.6pF (1R6)																		
	1.8pF (1R8)	L	L	L	H	H	H	H	H	S	S	S	S	S	A	A	A	A	A
	2.0pF (2R0)	L	L	L	H	H	H	H	H	S	S	S	S	S	A	A	A	A	A
	2.2pF (2R2)	L	L	L	H	H	H	H	H	S	S	S	S	S	A	A	A	A	A
	2.7pF (2R7)	L	L	L	H	H	H	H	H	S	S	S	S	S	A	A	A	A	A
	3.0pF (3R0)	L	L	L	H	H	H	H	H	S	S	S	S	S	A	A	A	A	A
	3.3pF (3R3)	L	L	L	H	H	H	H	H	S	S	S	S	S	A	A	A	A	A
	3.9pF (3R9)	L	L	L	H	H	H	H	H	S	S	S	S/B	S	A	A	A	A	A
	4.0pF (4R0)	L	L	L	H	H	H	H	H	S	S	S	S	S	A	A	A	A	A
	4.7pF (4R7)	L	L	L	H	H	H	H	H	S	S	S	S/B	S	A	A	A	A	A
	5.0pF (5R0)	L	L	L	H	H	H	H	H	S	S	S	S	S	A	A	A	A	A
	5.6pF (5R6)	L	L	L	H	H	H	H	H	S	S	S	S/B	S	A	A	A	A	A
	6.0pF (6R0)	L	L	L	H	H	H	H	H	S	S	S	S	S	A	A	A	A	A
	6.8pF (6R8)	L	L	L	H	H	H	H	H	S	S	S	S	S	A	A	A	A	A
	7.0pF (7R0)	L	L	L	H	H	H	H	H	S	S	S	S/B	S	A	A	A	A	A
	8.0pF (8R0)	L	L	L	H	H	H	H	H	S	S	S	S	S	A	A	A	A	A
	8.2pF (8R2)	L	L	L	H	H	H	H	H	S	S	S	S/B	S	A	A	A	A	A
	9.0pF (9R0)	L	L	L	H	H	H	H	H	S	S	S	S	S	A	A	A	A	A
	10pF (100)	L	L	L	H	H	H	H	H	S	S	S	S	S	A	A	A	A	A
	12pF (120)	L	L	L	H	H	H	H	H	S	S	S	S	S	A	A	A	A	A
	15pF (150)	L	L	L	H	H	H	H	H	S	S	S	S/B	S	A	A	A	A	A
	18pF (180)	L	L	L	H	H	H	H	H	S	S	S	S/B	S	A	A	A	A	A
	22pF (220)	L	L	L	H	H	H	H/N	H	S	S	S	S/B	S	A	A	A	A	A
	27pF (270)	L	L	L	H	H	H	H	H	S	S	S	S	S	A	A	A	A	A
	30pF (300)																		
	33pF (330)	L	L	L	H	H	H	H	H	S	S	S/B	S/B	S	A	A	A	A	A
	39pF (390)	L	L	L	H	H	H	H	H	S	S	S	S	S	A	A	A	A	A
	47pF (470)	L	L	L	H	H	H	H	H	S	S	S	S/B	S	A	A	A	A	A
	56pF (560)	L	L	L	H	H	H	H	H	S	S	S	S	S	A	A	A	A	A
	68pF (680)	L	L	L	H	H	H	H	H	S	S	S	S	S	A	A	A	A	A
82pF (820)	L	L	L	H	H	H	H	H	S	S	S	S	S	A	A	A	A	A	
100pF (101)	L	L	L	H	H	H	H/N	H	S	S	S	S/B	S	A	A	A	A	A	
120pF (121)	L	L	L	H	H	H	H	H	S	S	S	S/B	S	A	A	A	A	A	
150pF (151)	L	L	L	H	H	H	H	H	S	S	S	S	S	A	A	A	A	A	
180pF (181)				H	H	H	H	H	S	S	S	S	S	A	A	A	A	A	
220pF (221)				H	H	H	H	H	S	S	S	S	S	A	A	A	A	A	
270pF (271)	L			H	H	H	H		S	S	S	S/B	S	A	A	A	A	A	
330pF (331)	L			H	H	H	H		S	S	S	S/B	S	A	A	A	A	A	
390pF (391)	L			H	H	H	H		S	S	S	S	S	B	B	B	B	B	
470pF (471)	L			H	H	H	H		S	S	S	S	S	B	B	B	B	B	
560pF (561)	L			H	H	H	H		S	S	S	S	S	B	B	B	B	B	
680pF (681)				H	H	H	H		S	S	S	S	S	B	B	B	B	B	
820pF (821)		L		H	H	H	H		S	S	S	S	S	B	B	B	B	B	
1,000pF (102)				H	H	H	H		S	S	S/B	S	S	B	B	B	B	B	
1,200pF (122)									X	X	X	X	X	B	B	B	B	B	
1,500pF (152)									X	X	X	X	X	B	B	B	B	B	
1,800pF (182)									X	X	X	X		B	B	B	B	B	
2,200pF (222)									X	X	X	X/B		B	B	B	B	B	
2,700pF (272)									X	X	X	X/B		C	C	C	C	C	
3,300pF (332)									X	X	X	X		C	C	C	C	C	
3,900pF (392)									X	X	X	X		C	C	C	C	C	
4,700pF (472)									X	X	X	X		C	C	C	C	C	
5,600pF (562)									X	X	X	X		C	C	C	C	C	
6,800pF (682)									X	X	X	X		C	C	C	C	C	
8,200pF (822)									X	X	X	X		C	C	C	C		
0.010μF (103)									X	X	X	X		C	C	C	C		
0.012μF (123)														B	B	B	B		
0.018μF (183)														C	C	C	C		
0.022μF (223)														C	C	C	C		

1、The letter in cell is expressed the symbol of product thickness.

2、For more information about products with special capacitance or other data, please contact our sales local representative.

7-1. NP0 Dielectric 1206, 1210, 1812 Sizes

DIELECTRIC		NP0													
SIZE		1206					1210					1812			
RATED VOLTAGE(VDC)		10	16	25	50	100	10	16	25	50	100	16	50	100	
Capacitance	1.0pF (1R0)				B										
	1.2pF (1R2)	B	B	B	B	B									
	1.5pF (1R5)	B	B	B	B	B									
	1.8pF (1R8)	B	B	B	B	B									
	2.2pF (2R2)	B	B	B	B	B									
	2.7pF (2R7)	B	B	B	B	B									
	3.3pF (3R3)	B	B	B	B	B									
	3.9pF (3R9)	B	B	B	B	B									
	4.7pF (4R7)	B	B	B	B	B									
	5.6pF (5R6)	B	B	B	B	B									
	6.8pF (6R8)	B	B	B	B	B									
	7.0pF (7R0)	B	B	B	B	B									
	8.2pF (8R2)	B	B	B	B	B									
	10pF (100)	B	B	B	B	B	I	I	I	I	I	C	C	C	
	15pF (150)	B	B	B	B	B	I	I	I	I	I	C	C	C	
	18pF (180)	B	B	B	B	B	I	I	I	I	I	C	C	C	
	22pF (220)	B	B	B	B	B	I	I	I	I	I	C	C	C	
	27pF (270)	B	B	B	B	B	I	I	I	I	I	C	C	C	
	33pF (330)	B	B	B	B	B	I	I	I	I	I	C	C	C	
	39pF (390)	B	B	B	B	B	I	I	I	I	I	C	C	C	
	47pF (470)	B	B	B	B	B	I	I	I	I	I	C	C	C	
	56pF (560)	B	B	B	B	B	I	I	I	I	I	C	C	C	
	68pF (680)	B	B	B	B	B	I	I	I	I	I	C	C	C	
	82pF (820)	B	B	B	B	B	I	I	I	I	I	C	C	C	
	100pF (101)	B	B	B	B	B	I	I	I	I	I	C	C	C	
	120pF (121)	B	B	B	B	B	I	I	I	I	I	C	C	C	
	150pF (151)	B	B	B	B	B	I	I	I	I	I	C	C	C	
	180pF (181)	B	B	B	B	B	I	I	I	I	I	C	C	C	
	220pF (221)	B	B	B	B	B	I	I	I	I	I	C	C	C	
	270pF (271)	B	B	B	B	B	I	I	I	I	I	C	C	C	
	330pF (331)	B	B	B	B	B	I	I	I	I	I	C	C	C	
	390pF (391)	B	B	B	B	B	I	I	I	I	I	C	C	C	
	560pF (561)	B	B	B	B	B	I	I	I	I	I	C	C	C	
	680pF (681)	B	B	B	B	B	I	I	I	I	I	C	C	C	
	820pF (821)	B	B	B	B	B	I	I	I	I	I	C	C	C	
	1,000pF (102)	B	B	B	B	B	I	I	I	I	I	C	C	C	
	1,200pF (122)	B	B	B	B	B	I	I	I	I	I	C	C	C	
	1,500pF (152)	B	B	B	B	B	I	I	I	I	I	C	C	C	
	1,800pF (182)	B	B	B	B	B	I	I	I	I	I	C	C	C	
	2,200pF (222)	B	B	B	B	B	I	I	I	I	I	C	C	C	
2,700pF (272)	B	B	B	B	B	I	I	I	I	I	C	C	C		
3,300pF (332)	B	B	B	B	B	I	I	I	I	I	C	C	C		
3,900pF (392)	B	B	B	B	B	I	I	I	I	I	C	C	C		
4,700pF (472)	B	B	B	B	B	I	I	I	I	I	C	C	C		
5,600pF (562)	B	B	B	B	B	I	I	I	I	I	C	C	C		
6,800pF (682)	I	I	I	I	I	I	I	I	I	I	C	C	C		
8,200pF (822)	C	C	C	C	C	I	I	I	I	I	C	C	C		
0.010μF (103)	C	C	C	C	C	I	I	I	I	I	C	C	C		
0.012μF (123)	P	P	P	P	P	C	C	C	C	C	C	C	C		
0.015μF (153)	P	P	P	P	P	C	C	C	C	C	C	C	C		
0.018μF (183)	P	P	P	P	P		K	K	K	K	C	C	C		
0.022μF (223)	P	P	P	P	P		K	K	K	K	C	C	C		
0.027μF (273)	P	P	P	P			K	K	K	K	C	C	C		
0.033μF (333)	P	P	P	P			K	K	K	K	C	C	C		
0.039μF (393)	P	P	P	P			K	K	K	K	M	M	M		
0.047μF (473)	J	J	J	J			K	K	K	K	M	M	M		
0.056μF (563)	J	J	J	J							M	M	M		
0.068μF (683)	D	D	D	D							M	M	M		
0.082μF (823)	D	D	D	D							M	M	M		
0.1μF (104)	D	D	D	D							M	M	M		

- 1、The letter in cell is expressed the symbol of product thickness.
- 2、For more information about products with special capacitance or other data, please contact our sales local representative.

7-2. X7R Dielectric 0201, 0402, 0603, 0805 Sizes

DIELECTRIC		X7R																						
SIZE		0201					0402					0603					0805							
RATED VOLTAGE(VDC)		6.3	10	16	25	50	6.3	10	16	25	50	100	6.3	10	16	25	50	100	6.3	10	16	25	50	100
Capacitance	100pF (101)	L	L	L	L	L	H	H	H	H	H	H	S	S	S	S/B	S/B	S	B	B	B	B	B	B
	120pF (121)	L	L	L	L	L	H	H	H	H	H	H	S	S	S	S	S	S	B	B	B	B	B	B
	150pF (151)	L	L	L	L	L	H	H	H	H	H	H	S	S	S	S	S	S	B	B	B	B	B	B
	180pF (181)	L	L	L	L	L	H	H	H	H	H	H	S	S	S	S	S	S/B	B	B	B	B	B	B
	220pF (221)	L	L	L	L	L	H	H	H	H	H	H	S	S	S	S	S/B	S	B	B	B	B	B	B
	270pF (271)	L	L	L	L	L	H	H	H	H	H	H	S	S	S	S	S	S	B	B	B	B	B	B
	330pF (331)	L	L	L	L	L	H	H	H	H	H	H	S	S	S	S	S	S	B	B	B	B	B	B
	390pF (391)	L	L	L	L	L	H	H	H	H	H	H	S	S	S	S	S	S	B	B	B	B	B	B
	470pF (471)	L	L	L	L	L	H	H	H	H	H	H	S	S	S	S	S/B	S	B	B	B	B	B	B
	560pF (561)	L	L	L	L	L	H	H	H	H	H	H	S	S	S	S	S	S	B	B	B	B	B	B
	680pF (681)	L	L	L	L	L	H	H	H	H	H	H	S	S	S	S	S	S	B	B	B	B	B	B
	820pF (821)	L	L	L	L	L	H	H	H	H	H	H	S	S	S	S	S	S	B	B	B	B	B	B
	1,000pF (102)	L	L	L	L	L	H	H	H	H	H	H	S	S	S	S/B	S/B	S/B	B	B	B	B	B	B
	1,200pF (122)	L	L	L	L		H	H	H	H	H	H	S	S	S	S	S	S	B	B	B	B	B	B
	1,500pF (152)	L	L	L	L		H	H	H	H	H	H	S	S	S	S/B	S	S	B	B	B	B	B	B
	1,800pF (182)	L	L	L	L		H	H	H	H	H	H	S	S	S	S	S	S	B	B	B	B	B	B
	2,200pF (222)	L	L	L	L		H	H	H	H	H	H	S	S	S	S	S/B	S	B	B	B	B	B	B
	2,700pF (272)	L	L	L	L		H	H	H	H	H	H	S	S	S	S	S/B	S	B	B	B	B	B	B
	3,300pF (332)	L	L	L	L		H	H	H	H	H	H	S	S	S	S	S	S	B	B	B	B	B	B
	3,900pF (392)	L	L	L	L		H	H	H	H	H	H	S	S	S	S	S	S	B	B	B	B	B	B
	4,700pF (472)	L	L	L	L		H	H	H	H	H	H	S	S	S	S	S	S	B	B	B	B	B	B
	5,600pF (562)	L	L	L	L		H	H	H	H	H		S	S	S	S	S	S	B	B	B	B	B	B
	6,800pF (682)	L	L	L	L		H	H	H	H	H		S	S	S	S/B	S	S	B	B	B	B	B	B
	8,200pF (822)	L	L	L			H	H	H	H	H		S	S	S	S	S	S	B	B	B	B	B	B
	0.010μF (103)	L	L	L			H	H	H	H	H		S	S	S	S/B	S/B	S	B	B	B	B	B	B
	0.012μF (123)						H	H	H	H	H		S	S	S	S	S	X	B	B	B	B	B	B
	0.015μF (153)						H	H	H	H	H		S	S	S	S/B	S/B	X	B	B	B	B	B	B
	0.018μF (183)						H	H	H	H	H		S	S	S	S	S	X	B	B	B	B	B	B
	0.022μF (223)						H	H	H	H	H		S	S	S	S	S/B	X	B	B	B	B	B	B
	0.027μF (273)						H	H	H	H	H		S	S	S	S	S/B	X	B	B	B	B	B	C
	0.033μF (333)						H	H	H	H	H		S	S	S	S	X/B	X	B	B	B	B	B	C
	0.039μF (393)						H	H	H	H	H		S	S	S	S	X	X	B	B	B	B	B	C
	0.047μF (473)						H	H	H	H	H		S	S	S	S	X	X	B	B	B	B	B	C
0.056μF (563)						H	H	H	H	H		S	S	S	S	X	X	B	B	B	B	B	C	
0.068μF (683)						H	H	H	H	H		S	S	S	S	X/B	X	B	B	B	B	B	C	
0.082μF (823)						H	H	H	H	H		S	S	S	S	X	X	B	B	B	B	B	C	
0.10μF (104)						H	H	H	H	H		S	S	S/B	S/B	X	X	B	B	B	B	B	C	
0.12μF (124)												S	S	S	X			B	B	B	B	C	C	
0.15μF (154)												S	S	S/B	X			C	C	C	C	C	C	
0.18μF (184)												S	S	S	X			C	C	C	C	C	C	
0.22μF (224)						H	H	H	H			S	S	S/B	X/B	X		C	C	C	C	C	C	
0.27μF (274)												X	X	X	X			C	C	C	C	C		
0.33μF (334)												X	X	X	X			C	C	C	C	C		
0.39μF (394)												X	X	X	X			C	C	C	C	C		
0.47μF (474)						H	H					X	X	X/B	X/B	X		C	C	C	C	C	C	
0.56μF (564)												X	X	X				C	C	C	C			
0.68μF (684)												X	X	X				C	C	C	C			
0.82μF (824)												X	X	X				C	C	C	C			
1.0μF (105)						H	H					X	X	X	X	X		C	C	C	C	C		
1.5μF (155)																		C	C	C	C			
2.2μF (225)												X	X/B	X				C	C	C	C	C		
3.3μF (335)																								
4.7μF (475)												X	X	X				C	C	C	C			
6.8μF (685)																								
10μF (106)																		C*	C*	C*				
22μF (226)																								

- 1、 The letter in cell is expressed the symbol of product thickness.
- 2、 The letter in cell with “*” mark is expressed: “M tolerance” (20%) only



Multilayer Ceramic Capacitors

7-2. X7R Dielectric 1206, 1210, 1812 Sizes

DIELECTRIC	X7R																	
	SIZE	1206					1210					1812						
RATED VOLTAGE(VDC)	6.3	10	16	25	50	100	6.3	10	16	25	50	100	10	16	25	50	100	
Capacitance	100pF (101)																	
	120pF (121)																	
	150pF (151)	B	B	B	B	B	B											
	180pF (181)	B	B	B	B	B	B											
	220pF (221)	B	B	B	B	B	B											
	270pF (271)	B	B	B	B	B	B											
	330pF (331)	B	B	B	B	B	B											
	390pF (391)	B	B	B	B	B	B											
	470pF (471)	B	B	B	B	B	B											
	560pF (561)	B	B	B	B	B	B											
	680pF (681)	B	B	B	B	B	B											
	820pF (821)	B	B	B	B	B	B											
	1,000pF (102)	B	B	B	B	B	B	I	I	I	I	I	I	C	C	C	C	C
	1,200pF (122)	B	B	B	B	B	B	I	I	I	I	I	I	C	C	C	C	C
	1,500pF (152)	B	B	B	B	B	B	I	I	I	I	I	I	C	C	C	C	C
	1,800pF (182)	B	B	B	B	B	B	I	I	I	I	I	I	C	C	C	C	C
	2,200pF (222)	B	B	B	B	B	B	I	I	I	I	I	I	C	C	C	C	C
	2,700pF (272)	B	B	B	B	B	B	I	I	I	I	I	I	C	C	C	C	C
	3,300pF (332)	B	B	B	B	B	B	I	I	I	I	I	I	C	C	C	C	C
	3,900pF (392)	B	B	B	B	B	B	I	I	I	I	I	I	C	C	C	C	C
	4,700pF (472)	B	B	B	B	B	B	I	I	I	I	I	I	C	C	C	C	C
	5,600pF (562)	B	B	B	B	B	B	I	I	I	I	I	I	C	C	C	C	C
	6,800pF (682)	B	B	B	B	B	B	I	I	I	I	I	I	C	C	C	C	C
	8,200pF (822)	B	B	B	B	B	B	I	I	I	I	I	I	C	C	C	C	C
	0.010μF (103)	B	B	B	B	B	B	I	I	I	I	I	I	C	C	C	C	C
	0.012μF (123)	B	B	B	B	B	B	I	I	I	I	I	I	C	C	C	C	C
	0.015μF (153)	B	B	B	B	B	B	I	I	I	I	I	I	C	C	C	C	C
	0.018μF (183)	B	B	B	B	B	B	I	I	I	I	I	I	C	C	C	C	C
	0.022μF (223)	B	B	B	B	B	B	I	I	I	I	I	I	C	C	C	C	C
	0.027μF (273)	B	B	B	B	B	B	I	I	I	I	I	I	C	C	C	C	C
	0.033μF (333)	B	B	B	B	B	B	I	I	I	I	I	I	C	C	C	C	C
	0.039μF (393)	B	B	B	B	B	B	I	I	I	I	I	I	C	C	C	C	C
	0.047μF (473)	B	B	B	B	B	B	I	I	I	I	I	I	C	C	C	C	C
	0.056μF (563)	B	B	B	B	B	B	I	I	I	I	I	I	C	C	C	C	C
	0.068μF (683)	B	B	B	B	B	B	I	I	I	I	I	I	C	C	C	C	C
	0.082μF (823)	B	B	B	B	B	C	I	I	I	I	I	I	C	C	C	C	C
	0.10μF (104)	B	B	B	B	B	C	I	I	I	I	I	I	C	C	C	C	C
	0.12μF (124)	B	B	B	B	B	C	I	I	I	I	I	I	C	C	C	C	C
	0.15μF (154)	I	I	I	I	I	D	I	I	I	I	I	C	C	C	C	C	C
	0.18μF (184)	I	I	I	I	I	D	I	I	I	I	I	C	C	C	C	C	C
0.22μF (224)	I	I	I	I	I/B	D	I	I	I	I	I	C	C	C	C	C	C	
0.27μF (274)	I	I	I	I	C	D	I	I	I	I	I	D	C	C	C	C	C	
0.33μF (334)	I	I	I	I	C	D	I	I	I	C	D	C	C	C	C	C	C	
0.39μF (394)	I	I	I	J	P	D	I	I	I	C	M	C	C	C	C	C	C	
0.47μF (474)	J	J	J	J	P	D	I	I	I	C	M	C	C	C	C	C	K	
0.56μF (564)	J	J	J	J	P	P	C	C	C	C	M	C	C	C	C	C	K	
0.68μF (684)	J	J	J	J	P	P	C	C	C	C	K	C	C	C	C	K	K	
0.82μF (824)	J	J	J	J	P	P	C	C	C	C	K	C	C	C	C	K	K	
1.0μF (105)	J	J	J	J	P	P	C	C	C	C	K	C	C	C	C	K	K	
1.5μF (155)	J	J	J	P					D	D	M	M				K	K	
2.2μF (225)	J	J	J	P	P	P			D	D	M	M				M	M	
3.3μF (335)	P	P	P	P					D	D	M							
4.7μF (475)	P	P	P	P	P				K	K	K	M	M					
6.8μF (685)																		
10μF (106)	P	P	P	P					K	K	K	M						
22μF (226)	P*	P*	P*						M	M	M							
47μF (476)									M									
100μF (107)																		

- 1、 The letter in cell is expressed the symbol of product thickness.
- 2、 The letter in cell with “*” mark is expressed:“M tolerance” (20%) only

7-3. Y5V Dielectric 0402, 0603, 0805 Sizes

DIELECTRIC		Y5V															
SIZE		0402					0603					0805					
RATED VOLTAGE(VDC)		6.3	10	16	25	50	6.3	10	16	25	50	6.3	10	16	25	50	100
Capacitance	0.010μF (103)		H	H	H	H		S	S	S/B	S/B		A	A	A	A	B
	0.015μF (153)		H	H	H	H		S	S	S	S		A	A	A	A	B
	0.022μF (223)		H	H	H	H		S	S	S	S		A	A	A	A	B
	0.033μF (333)		H	H	H	H		S	S	S	S		A	A	A	A	B
	0.047μF (473)		H	H	H			S	S	S	S		A	A	A	A	B
	0.068μF (683)		H	H	H			S	S	S	S		A	A	A	A	B
	0.10μF (104)		H	H	H			S	S	S/B	S/B		A	A	A	A	B
	0.15μF (154)		H	H	H			S	S	S	S		A	A	A	A	
	0.22μF (224)	H	H	H	H			S	S	S	S		A	A	A	A	
	0.33μF (334)	H	H	H				S	S	S			B	B	B	B	
	0.47μF (474)	H	H	H				S	S	X			B	B	B	B	
	0.68μF (684)	H						S	X				B	B	C	C	
	1.0μF (105)	H	H					S	X				B	B	C	C	
	1.5μF (155)							S					C	C			
	2.2μF (225)						S	S					C	C			
	3.3μF (335)												C	C			
	4.7μF (475)						X	X					C	C			
6.8μF (685)												C					
10μF (106)											C	C	C				
22μF (226)																	

7-3. Y5V Dielectric 1206, 1210, 1812 Sizes

DIELECTRIC		Y5V																		
SIZE		1206					1210					1812								
RATED VOLTAGE(VDC)		6.3	10	16	25	50	100	6.3	10	16	25	35	50	100	10	16	25	50	100	
Capacitance	0.010μF (103)		B	B	B	B	B							I					C	
	0.015μF (153)		B	B	B	B	B							I					C	
	0.022μF (223)		B	B	B	B	B							I					C	
	0.033μF (333)		B	B	B	B	B							I					C	
	0.047μF (473)		B	B	B	B	B							I					C	
	0.068μF (683)		B	B	B	B	B							I					C	
	0.10μF (104)		B	B	B	B	B		I	I	I			I	I	C	C	C	C	C
	0.15μF (154)		B	B	B	B	I		I	I	I			I	I	C	C	C	C	C
	0.22μF (224)		B	B	B	B	I		I	I	I			I	I	C	C	C	C	C
	0.33μF (334)		B	B	B	B			I	I	I			I	I	C	C	C	C	C
	0.47μF (474)		B	B	B	B			I	I	I			I		C	C	C	C	C
	0.68μF (684)		B	B	B	B			I	I	I			I		C	C	C	C	C
	1.0μF (105)		I	I	I	I			I	I	I			I		C	C	C	C	C
	1.5μF (155)		I	I	I				I	I	I					C	C	C	C	
	2.2μF (225)		I	I	I				I	I	I			D		C	C	C	C	
	3.3μF (335)		J	J	J				I	I	I					C	C	C	C	
	4.7μF (475)		J	J	J				I	I	C			D		C	C	C	C	
6.8μF (685)		J	J					I	I	C					C	C	C	C		
10μF (106)		J	J					C	C	D			D		C	C	C			
22μF (226)		P													C	C	C			
47μF (476)								K	K							M				
100μF (107)								M												

- 1、 The letter in cell is expressed the symbol of product thickness.
- 2、 For more information about products with special capacitance or other data, please contact our sales local representative.

7-4. X5R Dielectric 0201, 0402, 0603, 0805, 1206, 1210 Sizes

Dielectric		X5R														
Size		0201					0402					0603				
Rated Voltage (VDC)		6.3	10	16	25	50	6.3	10	16	25	50	6.3	10	16	25	50
Capacitance	100pF (101)			L	L	L										
	120pF (121)			L	L	L										
	150pF (151)			L	L	L										
	180pF (181)			L	L	L										
	220pF (221)			L	L	L										
	270pF (271)			L	L	L										
	330pF (331)			L	L	L										
	390pF (391)			L	L	L										
	470pF (471)			L	L	L										
	560pF (561)			L	L	L										
	680pF (681)			L	L	L										
	820pF (821)			L	L	L										
	1,000pF (102)		L	L	L	L										
	1,500pF (152)		L	L	L											
	2,200pF (222)		L	L	L											
	2,700pF (272)		L	L	L											
	3,300pF (332)		L	L	L											
	4,700pF (472)		L	L	L											
	6,800pF (682)		L	L	L											
	0.010μF (103)	L	L	L	L	L										
	0.015μF (153)	L	L								H					
	0.022μF (223)	L	L								H					
	0.027μF (273)	L	L							H	H					
	0.033μF (333)	L	L							H	H					
	0.039μF (393)	L	L							H	H					
	0.047μF (473)	L	L					H	H	H	H					
	0.056μF (563)	L	L					H	H	H	H					
	0.068μF (683)	L	L					H	H	H	H					
	0.082μF (823)	L	L					H	H	H	H					
	0.10μF (104)	L	L	L	L			H	H	H	H	H/E				
	0.15μF (154)							H	H	H	H					
	0.22μF (224)	L	L	L*				H	H	H	H	H	X	X	X	X
0.27μF (274)												X	X	X	X	
0.33μF (334)	L*	L*					H	H				X	X	X	X	
0.39μF (394)												X	X	X	X	
0.47μF (474)	L						H	H	H	H	H	X	X/B	X	X	X
0.68μF (684)							H	H				X	X	X	X	
0.82μF (824)												X	X	X	X	
1.0μF (105)	L*	L*	L*				H	H	H	H	H	X	X	X	X/B	X/B
1.5μF (155)												X				
2.2μF (225)	L*	L*					H	H	H/E	H		X/B	X	X	X	X
3.3μF (335)												X	X			
4.7μF (475)							H	H	H*			X	X	X	X	
6.8μF (685)																
10μF (106)							H*	H*				X/B	X	X	X*	
22μF (226)												X*	X*			

Dielectric		X5R																
Size		0805					1206					1210						
Rated Voltage (VDC)		4	6.3	10	16	25	50	6.3	10	16	25	50	4	6.3	10	16	25	50
Capacitance	1.0μF (105)			C	C	C	C											
	1.5μF (155)		C	C	C	C		J	J						K	K		
	2.2μF (225)		C	C	C	C	C	J	J	P	P				K	K		
	3.3μF (335)		C	C	C	C		P	P	P								
	4.7μF (475)		C	C	C	C	C	P	P	P	P	P			K	K	K	
	6.8μF (685)							P	P									
	10μF (106)		C	C	C	C	C	P	P	P	P/D	P		K	K	K	K	M
	22μF (226)		C	C*	C*	C*		P	P	P	P			M	M	M		
	47μF (476)		C*	C*				P	P	P*				M	M	M*		
	100μF (107)		C*					P*						M*	M*			
	220μF (227)												M*	M*				

- 1、The letter in cell is expressed the symbol of product thickness.
- 2、For more information about products with special capacitance or other data, please contact our sales local representative.
- 3、The letter in cell with “*” mark is expressed :“M tolerance” (20%) only

7-5. X6S Dielectric 0201, 0402, 0603, 0805, 1206, 1210 Sizes

Dielectric		X6S																																		
Size		0201					0402					0603					0805					1206					1210									
Rated Voltage (VDC)		4	6.3	6.3	10	16	25	4	6.3	10	16	25	4	6.3	10	16	25	50	4	6.3	10	16	25	50	6.3	10	16	25	50	6.3	10	16	25	50		
Capacitance	0.10µF (104)	L	L																																	
	0.15µF (154)																																			
	0.22µF (224)		L																																	
	0.33µF (334)																																			
	0.47µF (474)			H																																
	0.68µF (684)																																			
	1.0µF (105)	L*		H	H	H	H																													
	1.5µF (155)																																			
	2.2µF (225)			H	H	H																														
	3.3µF (335)																																			
	4.7µF (475)								X		X	X								C	C															
	6.8µF (685)																																			
	10µF (106)								X*	X*	X*		C	C	C	C	C												D							
	22µF (226)							X*	X*										C*	C*	C*							P	P*						M	
	47µF (476)																		C*										P					M	M	M
100µF (107)																																	M*			

- The letter in cell is expressed the symbol of product thickness.
- For more information about products with special capacitance or other data, please contact our sales local representative.
- The letter in cell with “*” mark is expressed : “M tolerance” (20%) only

8. PACKAGING STYLE AND QUANTIT

Unit: pieces

Size	Thickness (mm)/Symbol	Paper tape		Plastic tape		
		7” reel	13” reel	7” reel	13” reel	
0201 (0603)	0.30±0.03	L	15,000	70,000	-	-
	0.30±0.05	L	15,000	-	-	-
	0.30±0.09	L	15,000	-	-	-
0402 (1005)	0.50±0.05	H	10,000	50,000	-	-
	0.50+0.02/-0.05	Q	10,000	50,000	-	-
	0.50±0.20	E	10,000	-	-	-
0603 (1608)	0.50±0.10	N	4,000	-	-	-
	0.80±0.07	S	4,000	15,000	-	-
	0.80+0.15/-0.10	X	4,000	15,000	-	-
0805 (2012)	0.50±0.10	N	4,000	15,000	-	-
	0.60±0.10	A	4,000	15,000	-	-
	0.85±0.15	B	4,000	15,000	-	-
	0.85±0.10	T	4,000	15,000	-	-
1206 (3216)	1.25±0.15	C	-	-	3,000	10,000
	0.85±0.15	B	4,000	15,000	-	-
	0.85±0.10	T	4,000	15,000	-	-
	0.95±0.10	I	-	-	3,000	10,000
	1.15±0.15	J	-	-	3,000	10,000
	1.25±0.15	C	-	-	3,000	10,000
1210 (3225)	1.60±0.15	D	-	-	2,000	10,000
	1.60+0.30/-0.10	P	-	-	2,000	9,000
	0.85±0.10	T	-	-	3,000	10,000
	0.95±0.10	I	-	-	3,000	10,000
	1.25±0.15	C	-	-	3,000	10,000
	1.60±0.15	D	-	-	2,000	-
1808 (4520)	2.00±0.20	K	-	-	1,000	6,000
	2.50±0.30	M	-	-	1,000	6,000
	1.25±0.15	C	-	-	2,000	10,000
	1.10±0.15	F	-	-	2,000	10,000
	1.60±0.15	D	-	-	2,000	8,000
1812 (4532)	2.00±0.20	K	-	-	1,000	6,000
	1.25±0.15	C	-	-	1,000	5,000
	1.60±0.15	D	-	-	1,000	-
	2.50±0.30	M	-	-	500	3,000
2.80±0.30	U	-	-	500	-	

9. RELIABILITY TEST CONDITIONS AND REQUIREMENTS

No.	Item	Test Condition	Requirements																																																																		
1	Visual and Mechanical	---	* No remarkable defect. * Dimensions to conform to individual specification sheet.																																																																		
2	Capacitance	Class I: (NP0) $\leq 1000\text{pF}$, $1.0\pm 0.2V_{rms} \cdot 1\text{MHz}\pm 10\%$ $> 1000\text{pF}$, $1.0\pm 0.2V_{rms} \cdot 1\text{KHz}\pm 10\%$ Class II: (X7R, X6S, X5R, Y5V) $C \leq 10\mu\text{F}$, $1.0\pm 0.2V_{rms} \cdot 1\text{KHz}\pm 10\%$ ** C > $10\mu\text{F}$, $0.5\pm 0.2V_{rms} \cdot 120\text{Hz}\pm 20\%$ ** Test condition: $0.5\pm 0.2V_{rms} \cdot 1\text{KHz}\pm 10\%$ X7R: 0805=106(6.3V), 0603/475(6.3V) X5R: 0201 ≥ 224 (6.3V, 10V, 16V) #1 0402 ≥ 475 (6.3V, 16V), 0402 ≥ 225 (10V), 0603=106 (6.3V, 10V), TT18X ≥ 475 (10V) , TT15X series X6S: 0201/474(4V), 0201 ≥ 104 (6.3V, 10V) #1 0402 ≥ 225 (6.3V), 0402/475 (10V), 0603/106 (6.3V), #1 Excluding X5R/0201/105(6.3V); 225(10V), X6S/0201/104(10V) (1.0 \pm 0.2Vrms · 1KHz \pm 10%) *Before initial measurement (Class II only): To apply de-aging at 150°C for 1hr for 24 \pm 2 hrs at room temp.	* Shall not exceed the limits given in the detailed spec. NP0: Cap \geq 30pF, Q \geq 1000; Cap<30pF, Q \geq 400+20C X7R, X5R, X6S, Y5V: See <Note 1>																																																																		
3	Q/D.F.(Dissipation Factor)																																																																				
4	Dielectric Strength	* To apply voltage ($\leq 100V$) 250%. * Duration: 1 to 5 sec. * Charge and discharge current less than 50mA.	* No evidence of damage or flash over during test.																																																																		
5	Insulation Resistance	* Preconditioning for Class II MLCC: Perform a heat treatment at 150 \pm 10°C for 1 hour, then leave in ambient condition for 24 \pm 2 hours before measurement. To apply rated voltage for max. 120 sec.	Class I: (NP0) 10G Ω or Rx C \geq 500 Ω -F whichever is smaller. Class II (X7R, X5R, X6S, Y5V) 10G Ω or Rx C \geq 500 Ω -F whichever is smaller.																																																																		
			<table border="1"> <thead> <tr> <th>Rated voltage</th> <th>IR.</th> </tr> </thead> <tbody> <tr> <td>100V: All X7R</td> <td rowspan="5">10GΩ or Rx C\geq100Ω-F whichever is smaller</td> </tr> <tr> <td>50V: 0402\geq0.01μF; 0603\geq1μF; 0805\geq1μF; 1206\geq4.7μF; 1210\geq4.7μF</td> </tr> <tr> <td>35V: 0805\geq2.2μF; 1206\geq2.2μF; 1210\geq10μF</td> </tr> <tr> <td>25V: 0402\geq1μF; 0603\geq2.2μF; 0805\geq2.2μF; 1206\geq10μF; 1210\geq10μF</td> </tr> <tr> <td>16V: 0201\geq0.1μF; 0402\geq0.22μF; 0603\geq1μF; 0805\geq2.2μF; 1206\geq10μF; 1210\geq47μF</td> </tr> <tr> <td>10V: 0201\geq47nF; 0402\geq0.47μF; 0603\geq0.47μF; 0805\geq2.2μF; 1206\geq4.7μF; 1210\geq47μF</td> <td rowspan="5">Rx C\geq50Ω-F.</td> </tr> <tr> <td>6.3V ; 4V; Size \geq 1812</td> </tr> <tr> <td>All X6S items</td> </tr> <tr> <td>100V: 1210\geq3.3μF</td> </tr> <tr> <td>50V: 0402\geq0.1μF; 0603\geq2.2μF; 0805\geq10μF; 1206\geq10μF</td> </tr> <tr> <td>35V: 0603\geq1μF;</td> <td></td> </tr> <tr> <td>25V: 0201\geq0.1μF; 0402\geq0.22μF; 0603\geq10μF; 0805\geq10μF; 1206\geq22μF</td> <td></td> </tr> <tr> <td>16V: 0201\geq0.22μF; 0402\geq1μF 0603\geq10μF</td> <td></td> </tr> <tr> <td>10V: 0201\geq0.1μF; 0402\geq1μF; 0603\geq10μF; 0805\geq47μF</td> <td></td> </tr> <tr> <td>6.3V: 0201\geq0.1μF; 0603\geq4.7μF; 0805\geq47μF; 1206\geq10μF</td> <td></td> </tr> <tr> <td>4V: 0603\geq22μF; 0805\geq47μF; 1206\geq100μF</td> <td></td> </tr> </tbody> </table>	Rated voltage	IR.	100V: All X7R	10G Ω or Rx C \geq 100 Ω -F whichever is smaller	50V: 0402 \geq 0.01 μF ; 0603 \geq 1 μF ; 0805 \geq 1 μF ; 1206 \geq 4.7 μF ; 1210 \geq 4.7 μF	35V: 0805 \geq 2.2 μF ; 1206 \geq 2.2 μF ; 1210 \geq 10 μF	25V: 0402 \geq 1 μF ; 0603 \geq 2.2 μF ; 0805 \geq 2.2 μF ; 1206 \geq 10 μF ; 1210 \geq 10 μF	16V: 0201 \geq 0.1 μF ; 0402 \geq 0.22 μF ; 0603 \geq 1 μF ; 0805 \geq 2.2 μF ; 1206 \geq 10 μF ; 1210 \geq 47 μF	10V: 0201 \geq 47nF; 0402 \geq 0.47 μF ; 0603 \geq 0.47 μF ; 0805 \geq 2.2 μF ; 1206 \geq 4.7 μF ; 1210 \geq 47 μF	Rx C \geq 50 Ω -F.	6.3V ; 4V; Size \geq 1812	All X6S items	100V: 1210 \geq 3.3 μF	50V: 0402 \geq 0.1 μF ; 0603 \geq 2.2 μF ; 0805 \geq 10 μF ; 1206 \geq 10 μF	35V: 0603 \geq 1 μF ;		25V: 0201 \geq 0.1 μF ; 0402 \geq 0.22 μF ; 0603 \geq 10 μF ; 0805 \geq 10 μF ; 1206 \geq 22 μF		16V: 0201 \geq 0.22 μF ; 0402 \geq 1 μF 0603 \geq 10 μF		10V: 0201 \geq 0.1 μF ; 0402 \geq 1 μF ; 0603 \geq 10 μF ; 0805 \geq 47 μF		6.3V: 0201 \geq 0.1 μF ; 0603 \geq 4.7 μF ; 0805 \geq 47 μF ; 1206 \geq 10 μF		4V: 0603 \geq 22 μF ; 0805 \geq 47 μF ; 1206 \geq 100 μF																																									
Rated voltage	IR.																																																																				
100V: All X7R	10G Ω or Rx C \geq 100 Ω -F whichever is smaller																																																																				
50V: 0402 \geq 0.01 μF ; 0603 \geq 1 μF ; 0805 \geq 1 μF ; 1206 \geq 4.7 μF ; 1210 \geq 4.7 μF																																																																					
35V: 0805 \geq 2.2 μF ; 1206 \geq 2.2 μF ; 1210 \geq 10 μF																																																																					
25V: 0402 \geq 1 μF ; 0603 \geq 2.2 μF ; 0805 \geq 2.2 μF ; 1206 \geq 10 μF ; 1210 \geq 10 μF																																																																					
16V: 0201 \geq 0.1 μF ; 0402 \geq 0.22 μF ; 0603 \geq 1 μF ; 0805 \geq 2.2 μF ; 1206 \geq 10 μF ; 1210 \geq 47 μF																																																																					
10V: 0201 \geq 47nF; 0402 \geq 0.47 μF ; 0603 \geq 0.47 μF ; 0805 \geq 2.2 μF ; 1206 \geq 4.7 μF ; 1210 \geq 47 μF	Rx C \geq 50 Ω -F.																																																																				
6.3V ; 4V; Size \geq 1812																																																																					
All X6S items																																																																					
100V: 1210 \geq 3.3 μF																																																																					
50V: 0402 \geq 0.1 μF ; 0603 \geq 2.2 μF ; 0805 \geq 10 μF ; 1206 \geq 10 μF																																																																					
35V: 0603 \geq 1 μF ;																																																																					
25V: 0201 \geq 0.1 μF ; 0402 \geq 0.22 μF ; 0603 \geq 10 μF ; 0805 \geq 10 μF ; 1206 \geq 22 μF																																																																					
16V: 0201 \geq 0.22 μF ; 0402 \geq 1 μF 0603 \geq 10 μF																																																																					
10V: 0201 \geq 0.1 μF ; 0402 \geq 1 μF ; 0603 \geq 10 μF ; 0805 \geq 47 μF																																																																					
6.3V: 0201 \geq 0.1 μF ; 0603 \geq 4.7 μF ; 0805 \geq 47 μF ; 1206 \geq 10 μF																																																																					
4V: 0603 \geq 22 μF ; 0805 \geq 47 μF ; 1206 \geq 100 μF																																																																					
6	Temperature Coefficient	With no electrical load. <table border="1"> <thead> <tr> <th>T.C.</th> <th>Operating Temp</th> </tr> </thead> <tbody> <tr> <td>NPO</td> <td>-55~125°C at 25°C</td> </tr> <tr> <td>X7R</td> <td>-55~125°C at 25°C</td> </tr> <tr> <td>X5R</td> <td>-55~ 85°C at 25°C</td> </tr> <tr> <td>X6S</td> <td>-55~105°C at 25°C</td> </tr> <tr> <td>Y5V</td> <td>-25~ 85°C at 20°C</td> </tr> </tbody> </table> *Before initial measurement (Class II only): To apply de-aging at 150°C for 1hr then set for 24 \pm 2 hrs at room temp. * Measurement voltage for Class II: <table border="1"> <thead> <tr> <th>Item</th> <th>30V</th> <th>100V</th> </tr> </thead> <tbody> <tr> <td>Cap\leq0.1μF 0.5V</td> <td>Cap\leq0.1μF 1V</td> <td></td> </tr> <tr> <td>Cap\leq0.1μF 0.2V</td> <td>0.1μF \leq Cap \leq 1μF 0.2V</td> <td></td> </tr> <tr> <td>Cap\leq1μF 0.1V</td> <td>Cap\leq1μF 0.1V</td> <td></td> </tr> <tr> <td>0.01μF X 104 16V 0.5V</td> <td>0.01μF X 104 16V 0.5V</td> <td></td> </tr> <tr> <td colspan="3" style="text-align:center">142</td> </tr> <tr> <td>Cap\leq1μF 1V</td> <td>Cap\leq1μF 1V</td> <td></td> </tr> <tr> <td>Cap\leq1μF 0.5V</td> <td>1μF \leq Cap \leq 4.7μF 0.5V</td> <td></td> </tr> <tr> <td>1μF \leq Cap \leq 10μF 0.2V</td> <td>Cap\leq4.7μF 0.2V</td> <td></td> </tr> <tr> <td>Cap\leq10μF 11V</td> <td>Cap\leq10μF 11V</td> <td></td> </tr> <tr> <td colspan="3" style="text-align:center">125</td> </tr> <tr> <td>Cap\leq10μF 1V</td> <td>Cap\leq10μF 1V</td> <td></td> </tr> <tr> <td>Cap\leq10μF 0.5V</td> <td>10μF \leq Cap \leq 100μF 0.5V</td> <td></td> </tr> <tr> <td>Cap\leq10μF 0.2V</td> <td>Cap\leq100μF 0.2V</td> <td></td> </tr> </tbody> </table>	T.C.	Operating Temp	NPO	-55~125°C at 25°C	X7R	-55~125°C at 25°C	X5R	-55~ 85°C at 25°C	X6S	-55~105°C at 25°C	Y5V	-25~ 85°C at 20°C	Item	30V	100V	Cap \leq 0.1 μF 0.5V	Cap \leq 0.1 μF 1V		Cap \leq 0.1 μF 0.2V	0.1 μF \leq Cap \leq 1 μF 0.2V		Cap \leq 1 μF 0.1V	Cap \leq 1 μF 0.1V		0.01 μF X 104 16V 0.5V	0.01 μF X 104 16V 0.5V		142			Cap \leq 1 μF 1V	Cap \leq 1 μF 1V		Cap \leq 1 μF 0.5V	1 μF \leq Cap \leq 4.7 μF 0.5V		1 μF \leq Cap \leq 10 μF 0.2V	Cap \leq 4.7 μF 0.2V		Cap \leq 10 μF 11V	Cap \leq 10 μF 11V		125			Cap \leq 10 μF 1V	Cap \leq 10 μF 1V		Cap \leq 10 μF 0.5V	10 μF \leq Cap \leq 100 μF 0.5V		Cap \leq 10 μF 0.2V	Cap \leq 100 μF 0.2V		<table border="1"> <thead> <tr> <th>T.C.</th> <th>Operating Temp</th> </tr> </thead> <tbody> <tr> <td>NPO</td> <td>Within \pm30ppm/°C</td> </tr> <tr> <td>X7R</td> <td>Within \pm15%</td> </tr> <tr> <td>X5R</td> <td>Within \pm15%</td> </tr> <tr> <td>X6S</td> <td>Within \pm22%</td> </tr> <tr> <td>Y5V</td> <td>Within +30%/-80%</td> </tr> </tbody> </table>	T.C.	Operating Temp	NPO	Within \pm 30ppm/°C	X7R	Within \pm 15%	X5R	Within \pm 15%	X6S	Within \pm 22%	Y5V	Within +30%/-80%
T.C.	Operating Temp																																																																				
NPO	-55~125°C at 25°C																																																																				
X7R	-55~125°C at 25°C																																																																				
X5R	-55~ 85°C at 25°C																																																																				
X6S	-55~105°C at 25°C																																																																				
Y5V	-25~ 85°C at 20°C																																																																				
Item	30V	100V																																																																			
Cap \leq 0.1 μF 0.5V	Cap \leq 0.1 μF 1V																																																																				
Cap \leq 0.1 μF 0.2V	0.1 μF \leq Cap \leq 1 μF 0.2V																																																																				
Cap \leq 1 μF 0.1V	Cap \leq 1 μF 0.1V																																																																				
0.01 μF X 104 16V 0.5V	0.01 μF X 104 16V 0.5V																																																																				
142																																																																					
Cap \leq 1 μF 1V	Cap \leq 1 μF 1V																																																																				
Cap \leq 1 μF 0.5V	1 μF \leq Cap \leq 4.7 μF 0.5V																																																																				
1 μF \leq Cap \leq 10 μF 0.2V	Cap \leq 4.7 μF 0.2V																																																																				
Cap \leq 10 μF 11V	Cap \leq 10 μF 11V																																																																				
125																																																																					
Cap \leq 10 μF 1V	Cap \leq 10 μF 1V																																																																				
Cap \leq 10 μF 0.5V	10 μF \leq Cap \leq 100 μF 0.5V																																																																				
Cap \leq 10 μF 0.2V	Cap \leq 100 μF 0.2V																																																																				
T.C.	Operating Temp																																																																				
NPO	Within \pm 30ppm/°C																																																																				
X7R	Within \pm 15%																																																																				
X5R	Within \pm 15%																																																																				
X6S	Within \pm 22%																																																																				
Y5V	Within +30%/-80%																																																																				

No.	Item	Test Condition	Requirements															
7	Adhesive Strength of Termination	<ul style="list-style-type: none"> * Pressurizing force: 2N (0201) and 5N (≤ 0603) and 10N (> 0603) * Test time: 10\pm1 sec. 	<ul style="list-style-type: none"> * No remarkable damage or removal of the terminations. 															
8	Vibration Resistance	<ul style="list-style-type: none"> * Vibration frequency: 10~55 Hz/min. * Total amplitude: 1.5mm * Test time: 6 hrs. (Two hrs each in three mutually perpendicular directions.) * Before initial measurement (Class II only): To apply de-aging at 150°C for 1hr then set for 24\pm2 hrs at room temp. * Cap./DF(Q) Measurement to be made after de-aging a 150°C for 1hr then set for 24\pm2 hrs at room temp. 	<ul style="list-style-type: none"> * No remarkable damage or removal of the terminations. * No remarkable damage. * Cap change and Q/D.F.: To meet initial spec. 															
9	Solder ability	<ul style="list-style-type: none"> * Solder temperature: 235\pm5°C * Dipping time: 2\pm0.5 sec. 	95% min. coverage of all metalized area.															
10	Bending Test	<ul style="list-style-type: none"> * The middle part of substrate shall be pressurized by means of the pressurizing rod at a rate of about 1 mm per second until the deflection becomes 1 mm and then the Pressure shall be maintained for 5\pm1 sec. * Before initial measurement (Class II only): To apply de-aging at 150°C for 1hr then set for 24\pm2 hrs at room temp. * Measurement to be made after keeping at room temp. for 24\pm2 hrs. 	<ul style="list-style-type: none"> * No remarkable damage. * Cap change: NP0: within \pm5% or 0.5pF whichever is larger X7R, X5R, X6S: within \pm12.5% Y5V: within \pm30% (This capacitance change means the change of capacitance under specified flexure of substrate from the capacitance measured before the test.) 															
11	Resistance to Soldering Heat	<ul style="list-style-type: none"> * Solder temperature: 260\pm5°C * Dipping time: 10\pm1 sec * Preheating: 120 to 150°C for 1 minute before immerse the capacitor in a eutectic solder. * Before initial measurement (Class II only): To apply de-aging at 150°C for 1hr then set for 24\pm2 hrs at room temp. * Cap. / DF(Q) / I.R. Measurement to be made after de-aging at 150°C for 1hr then set for 24\pm2 hrs at room 	<ul style="list-style-type: none"> * No remarkable damage. * Cap change: NP0: within \pm2.5% or 0.25pF whichever is larger X7R, X5R, X6S: within \pm7.5% Y5V: within \pm20% * Q/D.F., I.R. and dielectric strength: To meet initial requirements. * 25% max. leaching on each edge. 															
12	Temperature Cycle	<ul style="list-style-type: none"> * Conduct the five cycles according to the temperatures and time. <table border="1"> <thead> <tr> <th>Step</th> <th>Temp. (°C)</th> <th>Time (min.)</th> </tr> </thead> <tbody> <tr> <td>1</td> <td>Min. operating temp.+0/-3</td> <td>30\pm3</td> </tr> <tr> <td>2</td> <td>Room temp.</td> <td>2~3</td> </tr> <tr> <td>3</td> <td>Max. operating temp.+3/-0</td> <td>30\pm3</td> </tr> <tr> <td>4</td> <td>Room temp.</td> <td>2~3</td> </tr> </tbody> </table> <ul style="list-style-type: none"> * Before initial measurement (Class II only): Perform 150\pm0/-10°C for 1 hr and then set for 24\pm2 hrs at room temp. * Cap. / DF(Q) / I.R. Measurement to be made after de-aging at 150°C for 1hr then set for 24\pm2 hrs at room. 	Step	Temp. (°C)	Time (min.)	1	Min. operating temp.+0/-3	30 \pm 3	2	Room temp.	2~3	3	Max. operating temp.+3/-0	30 \pm 3	4	Room temp.	2~3	<ul style="list-style-type: none"> * No remarkable damage. * Cap change: NP0: within \pm2.5% or 0.25pF whichever is larger X7R, X5R, X6S: within \pm7.5% Y5V: within \pm20% * Q/D.F., I.R. and dielectric strength: To meet initial requirements.
Step	Temp. (°C)	Time (min.)																
1	Min. operating temp.+0/-3	30 \pm 3																
2	Room temp.	2~3																
3	Max. operating temp.+3/-0	30 \pm 3																
4	Room temp.	2~3																

13	Humidity (Damp Heat)Steady State	<p>* Test temp.: 40±2°C * Humidity: 90~95% RH * Test time: 500+24/-0hrs. *Before initial measurement (Class II only): Perform 150+0/-10°C for 1 hr and then set for 24±2 hrs at room temp. * Cap. / DF(Q) / I.R. Measurement to be made after de-aging at 150°C for 1hr then set for 24±2 hrs at room temp.</p>	<p>* No remarkable damage. * Cap change: NP0: within ±5% or 0.5pF whichever is larger X7R, X5R, X6S: ≥10V**, within ±12.5%; 6.3V within ±25%; **10V: 0603≥ 4.7μF;0402≥1μF;0201 ≥0.1μF, within ±25%; Y5V: ≥10V, within ±30%; 6.3V, within +30/-40% * Q/D.F. value: NP0: More than 30pF Q≥350, 10pF≤C≤30pF, Q≥275+2.5C Less than 10pF Q≥200+10C X7R, X5R, X6S:</p>																																																			
			<table border="1"> <thead> <tr> <th>Rated vol.</th> <th>D.F.≤</th> <th colspan="2">Exception of D.F. ≤</th> </tr> </thead> <tbody> <tr> <td rowspan="3">≥100V</td> <td rowspan="3">≤3%</td> <td>≤6%</td> <td>1206≥0.47μF</td> </tr> <tr> <td>≤7.5%</td> <td>0603 ≥ 0.068μF, 0805 > 0.1μF, 1206 ≥ 1μF;1210 ≥ 2.2μF</td> </tr> <tr> <td>≤20%</td> <td>0805 > 0.22μF;1210 ≥ 3.3μF</td> </tr> <tr> <td rowspan="3">50V</td> <td rowspan="3">≤3%</td> <td>≤6%</td> <td>0201(50V);0603 ≥ 0.047μF; 0805 ≥ 0.18μF; 1206 ≥ 0.47μF</td> </tr> <tr> <td>≤10%</td> <td>0201 ≥ 0.01μF;1210 ≥ 4.7μF</td> </tr> <tr> <td>≤20%</td> <td>0402 ≥ 0.012μF;0603>0.1μF 0805 ≥ 1μF(0805/X7R>0.47μF); 1206 ≥ 2.2μF;1210 ≥ 10μF</td> </tr> <tr> <td>35V</td> <td>≤5%</td> <td>≤20%</td> <td>0603 ≥ 1μF;0805≥2.2μF;1206 ≥ 2.2μF;1210 ≥ 10μF</td> </tr> <tr> <td rowspan="4">25V</td> <td rowspan="4">≤5%</td> <td>≤10%</td> <td>0201≥0.01μF;0805≥1 μF; 1210≥10μF</td> </tr> <tr> <td>≤14%</td> <td>0603≥0.33μF;</td> </tr> <tr> <td>≤15%</td> <td>0201 ≥ 0.1μF;0402 ≥ 0.10μF&(0402/X7R ≥ 0.056μF);0603 ≥ 0.47μF;</td> </tr> <tr> <td>≤20%</td> <td>0805 ≥ 2.2μF; 1206 ≥ 4.7μF;1210 ≥ 22μF(1210/X5R ≥ 10μF)</td> </tr> <tr> <td rowspan="2">16V</td> <td rowspan="2">≤5%</td> <td>≤10%</td> <td>0603 ≥ 0.15μF;0805 ≥ 0.68μF;1206 ≥ 2.2μF;1210 ≥ 4.7μF</td> </tr> <tr> <td>≤15%</td> <td>0201 ≥ 0.01μF(0201/X7R ≥ 0.022μF);0402 ≥ 0.033μF; 0603>0.47μF;0805 ≥ 2.2μF;1206 ≥ 4.7μF; 1210 ≥ 22μF</td> </tr> <tr> <td rowspan="2">10V</td> <td rowspan="2">≤7.5%</td> <td>≤15%</td> <td>0201 ≥ 0.012μF; 0402 ≥ 0.22μF; 0603 ≥ 0.33μF;0805 ≥ 2.2μF;1206 ≥ 2.2μF; 1210 ≥ 22μF</td> </tr> <tr> <td>≤20%</td> <td>0201 ≥ 0.1μF ;0402 ≥ 1μF</td> </tr> <tr> <td>6.3V</td> <td>≤15%</td> <td>≤30%</td> <td>0201 ≥ 0.1μF;0402 ≥ 1μF(0402/X6S ≥ 0.47μF);0603 ≥ 10μF; 0805 ≥ 4.7μF;1206 ≥ 47μF;1210 ≥ 100μ</td> </tr> <tr> <td>4V</td> <td>≤20%</td> <td>---</td> <td>---</td> </tr> </tbody> </table>	Rated vol.	D.F.≤	Exception of D.F. ≤		≥100V	≤3%	≤6%	1206≥0.47μF	≤7.5%	0603 ≥ 0.068μF, 0805 > 0.1μF, 1206 ≥ 1μF;1210 ≥ 2.2μF	≤20%	0805 > 0.22μF;1210 ≥ 3.3μF	50V	≤3%	≤6%	0201(50V);0603 ≥ 0.047μF; 0805 ≥ 0.18μF; 1206 ≥ 0.47μF	≤10%	0201 ≥ 0.01μF;1210 ≥ 4.7μF	≤20%	0402 ≥ 0.012μF;0603>0.1μF 0805 ≥ 1μF(0805/X7R>0.47μF); 1206 ≥ 2.2μF;1210 ≥ 10μF	35V	≤5%	≤20%	0603 ≥ 1μF;0805≥2.2μF;1206 ≥ 2.2μF;1210 ≥ 10μF	25V	≤5%	≤10%	0201≥0.01μF;0805≥1 μF; 1210≥10μF	≤14%	0603≥0.33μF;	≤15%	0201 ≥ 0.1μF;0402 ≥ 0.10μF&(0402/X7R ≥ 0.056μF);0603 ≥ 0.47μF;	≤20%	0805 ≥ 2.2μF; 1206 ≥ 4.7μF;1210 ≥ 22μF(1210/X5R ≥ 10μF)	16V	≤5%	≤10%	0603 ≥ 0.15μF;0805 ≥ 0.68μF;1206 ≥ 2.2μF;1210 ≥ 4.7μF	≤15%	0201 ≥ 0.01μF(0201/X7R ≥ 0.022μF);0402 ≥ 0.033μF; 0603>0.47μF;0805 ≥ 2.2μF;1206 ≥ 4.7μF; 1210 ≥ 22μF	10V	≤7.5%	≤15%	0201 ≥ 0.012μF; 0402 ≥ 0.22μF; 0603 ≥ 0.33μF;0805 ≥ 2.2μF;1206 ≥ 2.2μF; 1210 ≥ 22μF	≤20%	0201 ≥ 0.1μF ;0402 ≥ 1μF	6.3V	≤15%	≤30%	0201 ≥ 0.1μF;0402 ≥ 1μF(0402/X6S ≥ 0.47μF);0603 ≥ 10μF; 0805 ≥ 4.7μF;1206 ≥ 47μF;1210 ≥ 100μ	4V
Rated vol.	D.F.≤	Exception of D.F. ≤																																																				
≥100V	≤3%	≤6%	1206≥0.47μF																																																			
		≤7.5%	0603 ≥ 0.068μF, 0805 > 0.1μF, 1206 ≥ 1μF;1210 ≥ 2.2μF																																																			
		≤20%	0805 > 0.22μF;1210 ≥ 3.3μF																																																			
50V	≤3%	≤6%	0201(50V);0603 ≥ 0.047μF; 0805 ≥ 0.18μF; 1206 ≥ 0.47μF																																																			
		≤10%	0201 ≥ 0.01μF;1210 ≥ 4.7μF																																																			
		≤20%	0402 ≥ 0.012μF;0603>0.1μF 0805 ≥ 1μF(0805/X7R>0.47μF); 1206 ≥ 2.2μF;1210 ≥ 10μF																																																			
35V	≤5%	≤20%	0603 ≥ 1μF;0805≥2.2μF;1206 ≥ 2.2μF;1210 ≥ 10μF																																																			
25V	≤5%	≤10%	0201≥0.01μF;0805≥1 μF; 1210≥10μF																																																			
		≤14%	0603≥0.33μF;																																																			
		≤15%	0201 ≥ 0.1μF;0402 ≥ 0.10μF&(0402/X7R ≥ 0.056μF);0603 ≥ 0.47μF;																																																			
		≤20%	0805 ≥ 2.2μF; 1206 ≥ 4.7μF;1210 ≥ 22μF(1210/X5R ≥ 10μF)																																																			
16V	≤5%	≤10%	0603 ≥ 0.15μF;0805 ≥ 0.68μF;1206 ≥ 2.2μF;1210 ≥ 4.7μF																																																			
		≤15%	0201 ≥ 0.01μF(0201/X7R ≥ 0.022μF);0402 ≥ 0.033μF; 0603>0.47μF;0805 ≥ 2.2μF;1206 ≥ 4.7μF; 1210 ≥ 22μF																																																			
10V	≤7.5%	≤15%	0201 ≥ 0.012μF; 0402 ≥ 0.22μF; 0603 ≥ 0.33μF;0805 ≥ 2.2μF;1206 ≥ 2.2μF; 1210 ≥ 22μF																																																			
		≤20%	0201 ≥ 0.1μF ;0402 ≥ 1μF																																																			
6.3V	≤15%	≤30%	0201 ≥ 0.1μF;0402 ≥ 1μF(0402/X6S ≥ 0.47μF);0603 ≥ 10μF; 0805 ≥ 4.7μF;1206 ≥ 47μF;1210 ≥ 100μ																																																			
4V	≤20%	---	---																																																			
			<p>Y5V</p> <table border="1"> <thead> <tr> <th>Rated vol.</th> <th>D.F.≤</th> <th colspan="2">Exception of D.F. ≤</th> </tr> </thead> <tbody> <tr> <td rowspan="2">≥50V</td> <td rowspan="2">≤7.5%</td> <td>≤10%</td> <td>0603≥0.1 μF;0805≥0.47μF; 1210≥4.7μF</td> </tr> <tr> <td>≤20%</td> <td>1210 ≥ 6.8μF</td> </tr> <tr> <td>35V</td> <td>≤10%</td> <td>---</td> <td>---</td> </tr> <tr> <td rowspan="2">25V</td> <td rowspan="2">≤7.5%</td> <td>≤10%</td> <td>0402≥0.047μF;0603≥0.1μF;0805≥0.33μF; 1206≥1μF;1210≥4.7μF</td> </tr> <tr> <td>≤15%</td> <td>0402≥0.068μF;0603≥0.47μF;1206≥4.7μF; 1210≥22μF</td> </tr> <tr> <td>16V (C<1.0μF)</td> <td>≤10%</td> <td>≤12.5%</td> <td>0402≥0.068μF;0603≥0.68μF</td> </tr> <tr> <td rowspan="2">16V (C≥1.0μF)</td> <td rowspan="2">≤12.5%</td> <td>≤20%</td> <td>0603≥2.2μF;0805≥3.3μF;1206≥10μF;1210≥22μF; 1812≥47μF</td> </tr> <tr> <td>≤30%</td> <td>0402≥0.47μF</td> </tr> <tr> <td>10V</td> <td>≤20%</td> <td>≤30%</td> <td>---</td> </tr> <tr> <td>6.3V</td> <td>≤30%</td> <td>---</td> <td>---</td> </tr> </tbody> </table> <p>*I.R.: ≥10V, 1GΩ or 50 Ω-F whichever is smaller. Class II (X7R, X5R, X6S, Y5V)</p> <table border="1"> <thead> <tr> <th>Rated voltage</th> <th>I.R.</th> </tr> </thead> <tbody> <tr> <td>100V: X7R;1210≥3.3μF</td> <td rowspan="7">1GΩ or RxC≥10Ω-F whichever is smaller</td> </tr> <tr> <td>50V:0402>0.01μF;0603≥1μF;0805≥1μF;1206≥4.7μF;1210≥4.7μF</td> </tr> <tr> <td>35V:0603≥1μF ;0805≥2.2μF;1210≥10μF;</td> </tr> <tr> <td>25V:0201≥0.1μF;0402≥0.22μF;0603≥2.2μF;0805≥2.2μF; 1206≥10μF;1210≥10μF</td> </tr> <tr> <td>16V:0201≥0.1μF;0402≥0.22μF;0603≥1μF;0805≥2.2μF; 1206≥10μF;1210≥47μF</td> </tr> <tr> <td>10V:0201≥47nF;0402≥0.47μF;0603≥0.47μF;0805≥2.2μF; 1206≥4.7μF;1210≥47μF</td> </tr> <tr> <td>6.3V; 4V; All X6S items Size ≥1812</td> </tr> </tbody> </table>	Rated vol.	D.F.≤	Exception of D.F. ≤		≥50V	≤7.5%	≤10%	0603≥0.1 μF;0805≥0.47μF; 1210≥4.7μF	≤20%	1210 ≥ 6.8μF	35V	≤10%	---	---	25V	≤7.5%	≤10%	0402≥0.047μF;0603≥0.1μF;0805≥0.33μF; 1206≥1μF;1210≥4.7μF	≤15%	0402≥0.068μF;0603≥0.47μF;1206≥4.7μF; 1210≥22μF	16V (C<1.0μF)	≤10%	≤12.5%	0402≥0.068μF;0603≥0.68μF	16V (C≥1.0μF)	≤12.5%	≤20%	0603≥2.2μF;0805≥3.3μF;1206≥10μF;1210≥22μF; 1812≥47μF	≤30%	0402≥0.47μF	10V	≤20%	≤30%	---	6.3V	≤30%	---	---	Rated voltage	I.R.	100V: X7R;1210≥3.3μF	1GΩ or RxC≥10Ω-F whichever is smaller	50V:0402>0.01μF;0603≥1μF;0805≥1μF;1206≥4.7μF;1210≥4.7μF	35V:0603≥1μF ;0805≥2.2μF;1210≥10μF;	25V:0201≥0.1μF;0402≥0.22μF;0603≥2.2μF;0805≥2.2μF; 1206≥10μF;1210≥10μF	16V:0201≥0.1μF;0402≥0.22μF;0603≥1μF;0805≥2.2μF; 1206≥10μF;1210≥47μF	10V:0201≥47nF;0402≥0.47μF;0603≥0.47μF;0805≥2.2μF; 1206≥4.7μF;1210≥47μF	6.3V; 4V; All X6S items Size ≥1812			
Rated vol.	D.F.≤	Exception of D.F. ≤																																																				
≥50V	≤7.5%	≤10%	0603≥0.1 μF;0805≥0.47μF; 1210≥4.7μF																																																			
		≤20%	1210 ≥ 6.8μF																																																			
35V	≤10%	---	---																																																			
25V	≤7.5%	≤10%	0402≥0.047μF;0603≥0.1μF;0805≥0.33μF; 1206≥1μF;1210≥4.7μF																																																			
		≤15%	0402≥0.068μF;0603≥0.47μF;1206≥4.7μF; 1210≥22μF																																																			
16V (C<1.0μF)	≤10%	≤12.5%	0402≥0.068μF;0603≥0.68μF																																																			
16V (C≥1.0μF)	≤12.5%	≤20%	0603≥2.2μF;0805≥3.3μF;1206≥10μF;1210≥22μF; 1812≥47μF																																																			
		≤30%	0402≥0.47μF																																																			
10V	≤20%	≤30%	---																																																			
6.3V	≤30%	---	---																																																			
Rated voltage	I.R.																																																					
100V: X7R;1210≥3.3μF	1GΩ or RxC≥10Ω-F whichever is smaller																																																					
50V:0402>0.01μF;0603≥1μF;0805≥1μF;1206≥4.7μF;1210≥4.7μF																																																						
35V:0603≥1μF ;0805≥2.2μF;1210≥10μF;																																																						
25V:0201≥0.1μF;0402≥0.22μF;0603≥2.2μF;0805≥2.2μF; 1206≥10μF;1210≥10μF																																																						
16V:0201≥0.1μF;0402≥0.22μF;0603≥1μF;0805≥2.2μF; 1206≥10μF;1210≥47μF																																																						
10V:0201≥47nF;0402≥0.47μF;0603≥0.47μF;0805≥2.2μF; 1206≥4.7μF;1210≥47μF																																																						
6.3V; 4V; All X6S items Size ≥1812																																																						

14	Humidity (Damp Heat) Load	<p>* Test temp.: 40±2°C * Humidity: 90~95%RH * Test time: 500+24/-0 hrs. * To apply voltage: rated voltage. * Before initial measurement (Class II only): To apply de-aging at 150°C for 1hr then set for 24±2 hrs at room temp.* Cap./DF(Q)/I.R. Measurement to be made after de-aging at 150°C for 1hr, then set for 24±2 hrs at room temp</p>	<p>* No remarkable damage. Cap change: NP0: ±7.5% or 0.75pF whichever is larger. X7R, X5R, X6S: ≥10V**, within ±12.5%; ≤ 6.3V within ±25%; **10V: 0603 4.7≥ μF;0402 ≥1 μF;0201≥ 0.1 μF, within ±25%;</p> <p>Y5V: ≥10V, within ±30%; ≤ 6.3V, within +30/-40% Q/D.F. value: NP0: C≥30pF, Q≥200; C<30pF, Q≥100+10/3C X7R, X5R, X6S:</p>																																																				
			<table border="1"> <thead> <tr> <th>Rated vol.</th> <th>D.F.≤</th> <th colspan="2">Exception of D.F. ≤</th> </tr> </thead> <tbody> <tr> <td rowspan="2">≥100V</td> <td rowspan="2">≤3%</td> <td>≤6%</td> <td>1206≥0.47μF</td> </tr> <tr> <td>≤7.5%</td> <td>0603 ≥ 0.068μF, 0805 > 0.1μF, 1206 ≥ 1μF; 1210 ≥ 2.2μF</td> </tr> <tr> <td rowspan="3">50V</td> <td rowspan="3">≤3%</td> <td>≤6%</td> <td>0201(50V);0603≥0.047μF;0805≥0.18μF; 1206≥0.47μF</td> </tr> <tr> <td>≤10%</td> <td>1210≥ 4.7μF</td> </tr> <tr> <td>≤20%</td> <td>0402≥0.1μF;0603>0.1μF;0805≥1μF; 1206≥2.2μF;1210≥10μF</td> </tr> <tr> <td>35V</td> <td>≤5%</td> <td>≤20%</td> <td>0603≥1 μF;0805≥2.2μF; 1210≥10 μF</td> </tr> <tr> <td rowspan="4">25V</td> <td rowspan="4">≤5%</td> <td>≤10%</td> <td>0201≥0.01μF;0805≥1 μF; 1210≥10μF</td> </tr> <tr> <td>≤14%</td> <td>0603≥0.33μF; 1206≥4.7μF</td> </tr> <tr> <td>≤15%</td> <td>0402≥0.10μF;0603≥0.47μF; 0805≥2.2μF;1206≥6.8μF ; 1210≥22μF</td> </tr> <tr> <td>≤20%</td> <td>0402≥1μF</td> </tr> <tr> <td rowspan="2">16V</td> <td rowspan="2">≤5%</td> <td>≤10%</td> <td>0201≥0.01μF;0402≥0.033μF;0603≥0.15μF;0805 ≥0.68μF;1206≥2.2μF;1210≥4.7μF</td> </tr> <tr> <td>≤15%</td> <td>0201≥0.1μF;0402≥0.22μF;0603≥0.68μF;0805≥2.2μF; 1206≥4.7μF; 1210≥22μF</td> </tr> <tr> <td>10V</td> <td>≤7.5%</td> <td>≤15%</td> <td>0201≥0.012μF;0402≥0.33μF(0402/X7R≥0.22μF);0603≥0.33μF;0805≥2.2μF;1206≥2.2μF;1210≥22 μF</td> </tr> <tr> <td rowspan="2">6.3V</td> <td rowspan="2">≤15%</td> <td>≤30%</td> <td>0201≥0.1μF;0402≥1μF;0603≥10μF;0805≥4.7μF; 1206≥47μF ;1210≥ 100μF;</td> </tr> <tr> <td>≤20%</td> <td>---</td> </tr> <tr> <td>4V</td> <td>≤20%</td> <td>---</td> <td>---</td> </tr> </tbody> </table>	Rated vol.	D.F.≤	Exception of D.F. ≤		≥100V	≤3%	≤6%	1206≥0.47μF	≤7.5%	0603 ≥ 0.068μF, 0805 > 0.1μF, 1206 ≥ 1μF; 1210 ≥ 2.2μF	50V	≤3%	≤6%	0201(50V);0603≥0.047μF;0805≥0.18μF; 1206≥0.47μF	≤10%	1210≥ 4.7μF	≤20%	0402≥0.1μF;0603>0.1μF;0805≥1μF; 1206≥2.2μF;1210≥10μF	35V	≤5%	≤20%	0603≥1 μF;0805≥2.2μF; 1210≥10 μF	25V	≤5%	≤10%	0201≥0.01μF;0805≥1 μF; 1210≥10μF	≤14%	0603≥0.33μF; 1206≥4.7μF	≤15%	0402≥0.10μF;0603≥0.47μF; 0805≥2.2μF;1206≥6.8μF ; 1210≥22μF	≤20%	0402≥1μF	16V	≤5%	≤10%	0201≥0.01μF;0402≥0.033μF;0603≥0.15μF;0805 ≥0.68μF;1206≥2.2μF;1210≥4.7μF	≤15%	0201≥0.1μF;0402≥0.22μF;0603≥0.68μF;0805≥2.2μF; 1206≥4.7μF; 1210≥22μF	10V	≤7.5%	≤15%	0201≥0.012μF;0402≥0.33μF(0402/X7R≥0.22μF);0603≥0.33μF;0805≥2.2μF;1206≥2.2μF;1210≥22 μF	6.3V	≤15%	≤30%	0201≥0.1μF;0402≥1μF;0603≥10μF;0805≥4.7μF; 1206≥47μF ;1210≥ 100μF;	≤20%	---	4V	≤20%	---	---
			Rated vol.	D.F.≤	Exception of D.F. ≤																																																		
			≥100V	≤3%	≤6%	1206≥0.47μF																																																	
					≤7.5%	0603 ≥ 0.068μF, 0805 > 0.1μF, 1206 ≥ 1μF; 1210 ≥ 2.2μF																																																	
			50V	≤3%	≤6%	0201(50V);0603≥0.047μF;0805≥0.18μF; 1206≥0.47μF																																																	
					≤10%	1210≥ 4.7μF																																																	
					≤20%	0402≥0.1μF;0603>0.1μF;0805≥1μF; 1206≥2.2μF;1210≥10μF																																																	
			35V	≤5%	≤20%	0603≥1 μF;0805≥2.2μF; 1210≥10 μF																																																	
			25V	≤5%	≤10%	0201≥0.01μF;0805≥1 μF; 1210≥10μF																																																	
					≤14%	0603≥0.33μF; 1206≥4.7μF																																																	
					≤15%	0402≥0.10μF;0603≥0.47μF; 0805≥2.2μF;1206≥6.8μF ; 1210≥22μF																																																	
					≤20%	0402≥1μF																																																	
			16V	≤5%	≤10%	0201≥0.01μF;0402≥0.033μF;0603≥0.15μF;0805 ≥0.68μF;1206≥2.2μF;1210≥4.7μF																																																	
≤15%	0201≥0.1μF;0402≥0.22μF;0603≥0.68μF;0805≥2.2μF; 1206≥4.7μF; 1210≥22μF																																																						
10V	≤7.5%	≤15%	0201≥0.012μF;0402≥0.33μF(0402/X7R≥0.22μF);0603≥0.33μF;0805≥2.2μF;1206≥2.2μF;1210≥22 μF																																																				
6.3V	≤15%	≤30%	0201≥0.1μF;0402≥1μF;0603≥10μF;0805≥4.7μF; 1206≥47μF ;1210≥ 100μF;																																																				
		≤20%	---																																																				
4V	≤20%	---	---																																																				
<p>Y5V</p> <table border="1"> <thead> <tr> <th>Rated vol.</th> <th>D.F.≤</th> <th colspan="2">Exception of D.F. ≤</th> </tr> </thead> <tbody> <tr> <td rowspan="2">≥50V</td> <td rowspan="2">≤7.5%</td> <td>≤10%</td> <td>0603≥0.1 μF;0805≥0.47μF; 1210≥4.7μF</td> </tr> <tr> <td>≤20%</td> <td>1210 ≥ 6.8μF</td> </tr> <tr> <td>35V</td> <td>≤10%</td> <td>---</td> <td>---</td> </tr> <tr> <td rowspan="3">25V</td> <td rowspan="3">≤7.5%</td> <td>≤10%</td> <td>0402≥0.047μF;0603≥0.1μF;0805≥0.33μF; 1206≥1μF;1210≥4.7μF</td> </tr> <tr> <td>≤15%</td> <td>0402≥0.068μF;0603≥0.47μF;1206≥4.7μF; 1210≥22μF</td> </tr> <tr> <td>≤12.5%</td> <td>0402≥0.068μF;0603≥0.68μF</td> </tr> <tr> <td>16V (C<1.0μF)</td> <td>≤10%</td> <td>≤20%</td> <td>0402≥0.22μF</td> </tr> <tr> <td>16V (C≥1.0μF)</td> <td>≤12.5%</td> <td>≤20%</td> <td>0603≥2.2μF;0805≥3.3μF;1206≥10μF;1210≥22μF; 1812≥47μF</td> </tr> <tr> <td>10V</td> <td>≤20%</td> <td>≤30%</td> <td>0402≥0.47μF</td> </tr> <tr> <td>6.3V</td> <td>≤30%</td> <td>---</td> <td>---</td> </tr> </tbody> </table>	Rated vol.	D.F.≤	Exception of D.F. ≤		≥50V	≤7.5%	≤10%	0603≥0.1 μF;0805≥0.47μF; 1210≥4.7μF	≤20%	1210 ≥ 6.8μF	35V	≤10%	---	---	25V	≤7.5%	≤10%	0402≥0.047μF;0603≥0.1μF;0805≥0.33μF; 1206≥1μF;1210≥4.7μF	≤15%	0402≥0.068μF;0603≥0.47μF;1206≥4.7μF; 1210≥22μF	≤12.5%	0402≥0.068μF;0603≥0.68μF	16V (C<1.0μF)	≤10%	≤20%	0402≥0.22μF	16V (C≥1.0μF)	≤12.5%	≤20%	0603≥2.2μF;0805≥3.3μF;1206≥10μF;1210≥22μF; 1812≥47μF	10V	≤20%	≤30%	0402≥0.47μF	6.3V	≤30%	---	---																	
Rated vol.	D.F.≤	Exception of D.F. ≤																																																					
≥50V	≤7.5%	≤10%	0603≥0.1 μF;0805≥0.47μF; 1210≥4.7μF																																																				
		≤20%	1210 ≥ 6.8μF																																																				
35V	≤10%	---	---																																																				
25V	≤7.5%	≤10%	0402≥0.047μF;0603≥0.1μF;0805≥0.33μF; 1206≥1μF;1210≥4.7μF																																																				
		≤15%	0402≥0.068μF;0603≥0.47μF;1206≥4.7μF; 1210≥22μF																																																				
		≤12.5%	0402≥0.068μF;0603≥0.68μF																																																				
16V (C<1.0μF)	≤10%	≤20%	0402≥0.22μF																																																				
16V (C≥1.0μF)	≤12.5%	≤20%	0603≥2.2μF;0805≥3.3μF;1206≥10μF;1210≥22μF; 1812≥47μF																																																				
10V	≤20%	≤30%	0402≥0.47μF																																																				
6.3V	≤30%	---	---																																																				
<p>*I.R.: ≥10V, 500MΩ or 25 Ω-F whichever is smaller. Class II (X7R, X5R, X6S, Y5V)</p> <table border="1"> <thead> <tr> <th>Rated voltage</th> <th>I.R.</th> </tr> </thead> <tbody> <tr> <td>100V: X7R;1210≥3.3μF</td> <td rowspan="7" style="text-align: center; vertical-align: middle;">1GΩ or RxC≥10Ω-F whichever is smaller</td> </tr> <tr> <td>50V:0402>0.01μF;0603≥1μF;0805≥1μF;1206≥4.7μF;1210≥4.7μF</td> </tr> <tr> <td>35V:0603≥1μF ;0805≥2.2μF;1210≥10μF;</td> </tr> <tr> <td>25V:0201≥0.1μF;0402≥0.22μF;0603≥2.2μF;0805≥2.2μF; 1206≥10μF;1210≥10μF</td> </tr> <tr> <td>16V:0201≥0.1μF;0402≥0.22μF;0603≥1μF;0805≥2.2μF; 1206≥10μF;1210≥47μF</td> </tr> <tr> <td>10V:0201≥47nF;0402≥0.47μF;0603≥0.47μF;0805≥2.2μF; 1206≥4.7μF;1210≥47μF</td> </tr> <tr> <td>6.3V; 4V; All X6S items Size ≥1812</td> </tr> </tbody> </table>	Rated voltage	I.R.	100V: X7R;1210≥3.3μF	1GΩ or RxC≥10Ω-F whichever is smaller	50V:0402>0.01μF;0603≥1μF;0805≥1μF;1206≥4.7μF;1210≥4.7μF	35V:0603≥1μF ;0805≥2.2μF;1210≥10μF;	25V:0201≥0.1μF;0402≥0.22μF;0603≥2.2μF;0805≥2.2μF; 1206≥10μF;1210≥10μF	16V:0201≥0.1μF;0402≥0.22μF;0603≥1μF;0805≥2.2μF; 1206≥10μF;1210≥47μF	10V:0201≥47nF;0402≥0.47μF;0603≥0.47μF;0805≥2.2μF; 1206≥4.7μF;1210≥47μF	6.3V; 4V; All X6S items Size ≥1812																																													
Rated voltage	I.R.																																																						
100V: X7R;1210≥3.3μF	1GΩ or RxC≥10Ω-F whichever is smaller																																																						
50V:0402>0.01μF;0603≥1μF;0805≥1μF;1206≥4.7μF;1210≥4.7μF																																																							
35V:0603≥1μF ;0805≥2.2μF;1210≥10μF;																																																							
25V:0201≥0.1μF;0402≥0.22μF;0603≥2.2μF;0805≥2.2μF; 1206≥10μF;1210≥10μF																																																							
16V:0201≥0.1μF;0402≥0.22μF;0603≥1μF;0805≥2.2μF; 1206≥10μF;1210≥47μF																																																							
10V:0201≥47nF;0402≥0.47μF;0603≥0.47μF;0805≥2.2μF; 1206≥4.7μF;1210≥47μF																																																							
6.3V; 4V; All X6S items Size ≥1812																																																							

*Test temp.:
 NP0, X7R: 125±3°C X6S:
 105±3°C
 X5R, Y5V: 85±3°C
 *Test time: 1000+24/-0 hrs.
 *To apply voltage:
 (1) ≤ 6.3V or C 10≥ μF :
 150% of rated voltage.
 (2) 10V≤ Ur<500V: 200% of rated voltage.
 (3) 500V: 150% of rated voltage.
 (4) Ur≥ 630V: 120% of rated voltage.
 (5) 100% of rated voltage for below range

Size	Dielectric	Rated voltage	Capacitance
0201	X5R/X7R/X6S	≤10V	C≥0.1μF
		≥16V	C>0.1μF
0402	X5R	≤16V	C>1.0μF
		25V,50V	C≥1.0μF
	X6S	6.3V,10V	C>1.0μF
		16V,25V	C≥1.0μF
X7R/Y5V	6.3V,10V	C≥1.0μF	
0603	X5R/ X7R/ X6S	4V	C≥22μF
		6.3V,10V	C≥4.7μF
	X5R/ X6S	25V	C≥1.0μF
0805	X5R/X7R/X6S	4V	C>47μF
		6.3V	C≥22μF
	X6S/X7R	10V,50V	C≥10μF
		16V,25V	C≥10μF
X5R		C≥22μF	
1206	X5R/X7R/ X6S	≤6.3V	C≥47μF
1210	X5R/X7R/ X6S	16V	C≥47μF
		X7R	100V

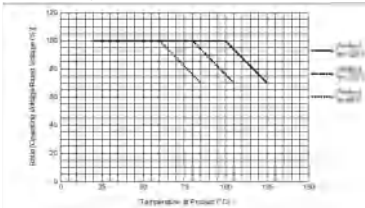
(6) 150% of rated voltage for below range.

Size	Dielectric	Rated voltage	Capacitance
0201	X5R/X6S	16V,25V	C=0.1μF
		X7R	16V
0402	X5R/X7R/X6S	50V	C>0.01μF
		10-25V	C≥0.22μF
	Y5V	16V	C≥0.47μF
0603	X7R	50V	C>0.1μF
		25V	C=1.0μF
	X5R	50V	C≥1.0μF
		X5R/X7R/X6S	10V,16V
0805	X5R/X7R/X6S	Y5V	C≥2.2μF
		100V	C≥0.47μF
		50V	C≥1.0μF
	Y5V	35V	C≥2.2μF
10-25V		C≥4.7μF	
1206	X7R	16V	C≥4.7μF
		100V	C>1.0μF
	X5R/X6S	50V	C=4.7μF
1210	X5R/X7R/X6S	100V	C≥2.2μF
		50V-100V	C≥2.2μF
1825 2220 2225	X7R	100V-250V	C≥1.0μF

* Before initial measurement (Class II only): To apply de-aging at 150°C for 1hr then set for 24±2 hrs at room temp.

* Cap. / DF(Q) / I.R. Measurement to be made after de-aging at 150°C for 1hr then set for 24±2 hrs at room temp.

** De-rating conditions:



* No remarkable damage. Cap change:
 NP0: ±3.0% or ±0.3pF whichever is larger
 X7R, X5R, X6S: ≥10V**, within ±12.5%; ≤6.3V within ±25%;
 **10V: 0603≥4.7μF;0402≥ 1μF;0201≥0.1μF, within ±25%;
 Y5V: ≥10V, within ±30%; ≤6.3V, within +30/-40%
 Q/D.F. value:
 NP0: More than 30pF, Q≥350
 10pF≤C<30pF, Q≥275+2.5C
 Less than 10pF,
 Q≥200+10C X7R, X5R,
 X7R, X5R,X6S:

Rated vol.	D.F.≤	Exception of D.F. ≤	
≥100V	≤3%	≤6%	1206≥0.47μF
		≤7.5%	0805>0.1μF, 0603≥0.068 μF, 1206>1 μF
50V	≤3%	≤6%	0201(50V);0603≥0.047μF;0805≥0.18μF; 1206≥0.47μF
		≤10%	1210≥ 4.7μF
		≤20%	0402≥0.1μF;0603>0.1μF;0805≥1μF; 1206≥2.2μF;1210≥10μF
35V	≤5%	≤20%	0603≥1 μF;0805≥2.2μF; 1210≥10 μF
25V	≤5%	≤10%	0201≥0.01μF;0805≥1 μF; 1210≥10μF
		≤14%	0603≥0.33μF; 1206≥4.7μF
		≤15%	0402≥0.10μF;0603≥0.47μF; 0805≥2.2μF;1206≥6.8μF ; 1210≥22μF
		≤20%	0402≥1μF
16V	≤5%	≤10%	0201≥0.01μF;0402≥0.033μF;0603≥0.15μF;0805 ≥0.68μF;1206≥2.2μF;1210≥4.7μF
		≤15%	0201≥0.1μF;0402≥0.22μF;0603≥0.68μF;0805≥2.2μF; 1206≥4.7μF; 1210≥22μF
10V	≤7.5%	≤15%	0201≥0.012μF;0402≥0.33μF(0402/X7R≥0.22μF) ;0603≥0.33μF;0805≥2.2μF; 1206≥2.2μF;1210≥22 μF
		≤20%	0201≥0.1μF; 0402≥1 μF
6.3V	≤15%	≤30%	0201≥0.1μF;0402≥1μF;0603≥10μF;0805≥4.7μF; 1206≥47μF ;1210≥ 100μF;
4V	≤20%	---	---

Y5V:

Rated vol.	D.F.≤	Exception of D.F. ≤	
≥50V	≤7.5%	≤10%	0603≥0.1 μF;0805≥0.47μF; 1210≥4.7μF
35V	≤10%	≤20%	1210 ≅ 6.8μF
		---	---
25V	≤7.5%	≤10%	0402≥0.047μF;0603≥0.1μF;0805≥0.33μF; 1206≥1μF;1210≥4.7μF
		≤15%	0402≥0.068μF;0603≥0.47μF;1206≥4.7μF; 1210≥22μF
		≤12.5%	0402≥0.068μF;0603≥0.68μF
16V (C<1.0μF)	≤10%	≤20%	0402≥0.22μF
16V (C≥1.0μF)	≤12.5%	≤20%	0603≥2.2μF;0805≥3.3μF;1206≥10μF;1210≥22μF; 1812≥47μF
10V	≤20%	≤30%	0402≥0.47μF
6.3V	≤30%	---	---

*I.R.: ≥10V, 1GΩ or 50Ω-F whichever is smaller.
 Class II (X7R, X5R, X6S, Y5V)

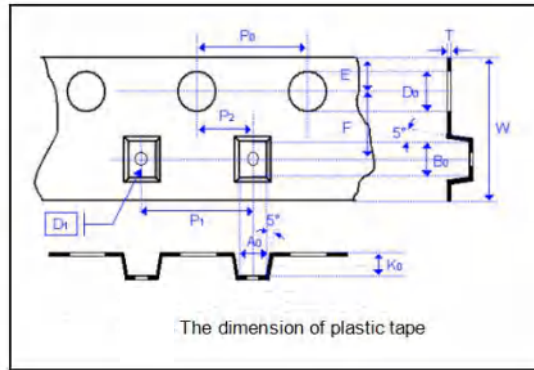
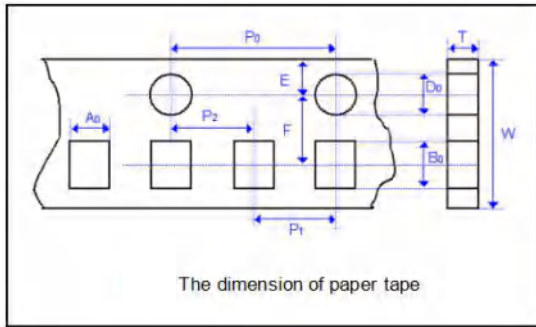
Rated voltage	I.R.
100V: X7R;1210≥3.3μF	1GΩ or RxC≥10Ω-F whichever is smaller
50V:0402≥0.01μF;0603≥1μF;0805≥1μF;1206≥4.7μF;1210≥4.7μF	
35V:0603≥1μF ;0805≥2.2μF;1210≥10μF;	
25V:0201≥0.1μF;0402≥0.22μF;0603≥2.2μF;0805≥2.2μF; 1206≥10μF;1210≥10μF	
16V:0201≥0.1μF;0402≥0.22μF;0603≥1μF;0805≥2.2μF; 1206≥10μF;1210≥47μF	
10V:0201≥47nF;0402≥0.47μF;0603≥0.47μF;0805≥2.2μF; 1206≥4.7μF;1210≥47μF	
6.3V; 4V; All X6S items	
Size ≥1812	

15

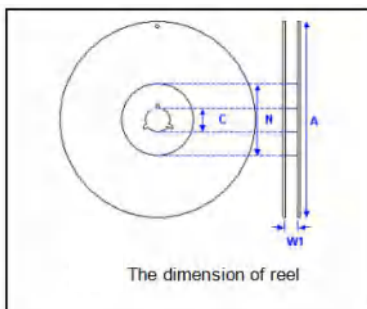
High Temperature Load (Endurance)

APPENDIXES

▣ Tape & reel dimensions



Size	0201	0402	0603	0805			1206			1210			1812	
Thickness	L	H	H,S,B,X	A,H	B,X	C	B	I,C,J	D,P	B	I,C,D,K	M	C,D,K	M,U
A ₀	0.40 +/-0.10	0.70 +/-0.20	1.05 +/-0.30	1.50 +/-0.20	1.50 +/-0.20	< 1.80	1.90 +/-0.50	< 2.00	< 2.30	< 3.05	< 3.05	< 3.20	< 3.90	< 3.90
B ₀	0.70 +/-0.10	1.20 +/-0.20	1.80 +/-0.30	2.30 +/-0.20	2.30 +/-0.20	< 2.70	3.50 +/-0.50	< 3.70	< 4.00	< 3.80	< 3.80	< 4.00	< 5.30	< 5.30
T	≤ 0.55	≤ 0.80	≤ 1.20	≤ 1.15	≤ 1.20	0.23 +/-0.1	≤ 1.20	0.23 +/-0.1	0.23 +/-0.1	0.23 +/-0.1	0.23 +/-0.1	0.23 +/-0.1	0.25 +/-0.1	0.25 +/-0.1
K ₀	-	-	-	-	-	< 2.50	-	< 2.50	< 2.50	< 1.50	< 2.50	< 3.20	< 2.50	< 3.50
W	8.00 +/-0.30	8.00 +/-0.30	8.00 +/-0.30	8.00 +/-0.30	8.00 +/-0.30	8.00 +/-0.30	8.00 +/-0.30	8.00 +/-0.30	8.00 +/-0.30	8.00 +/-0.30	8.00 +/-0.30	8.00 +/-0.30	12.00 +/-0.30	12.00 +/-0.30
P ₀	4.00 +/-0.10	4.00 +/-0.10	4.00 +/-0.10	4.00 +/-0.10	4.00 +/-0.10	4.00 +/-0.10	4.00 +/-0.10	4.00 +/-0.10	4.00 +/-0.10	4.00 +/-0.10	4.00 +/-0.10	4.00 +/-0.10	4.00 +/-0.10	4.00 +/-0.10
10xP ₀	40.00 +/-0.10	40.00 +/-0.10	40.00 +/-0.20	40.00 +/-0.20	40.00 +/-0.20	40.00 +/-0.20	40.00 +/-0.20	40.00 +/-0.20	40.00 +/-0.20	40.00 +/-0.20	40.00 +/-0.20	40.00 +/-0.20	40.00 +/-0.20	40.00 +/-0.20
P ₁	2.00 +/-0.05	2.00 +/-0.05	4.00 +/-0.10	4.00 +/-0.10	4.00 +/-0.10	4.00 +/-0.10	4.00 +/-0.10	4.00 +/-0.10	4.00 +/-0.10	4.00 +/-0.10	4.00 +/-0.10	4.00 +/-0.10	8.00 +/-0.10	8.00 +/-0.10
P ₂	2.00 +/-0.05	2.00 +/-0.05	2.00 +/-0.05	2.00 +/-0.05	2.00 +/-0.05	2.00 +/-0.05	2.00 +/-0.05	2.00 +/-0.05	2.00 +/-0.05	2.00 +/-0.05	2.00 +/-0.05	2.00 +/-0.05	2.00 +/-0.10	2.00 +/-0.10
D ₀	1.50 +0.1/-0	1.50 +0.1/-0	1.50 +0.1/-0	1.50 +0.1/-0	1.50 +0.1/-0	1.50 +0.1/-0	1.50 +0.1/-0	1.50 +0.1/-0	1.50 +0.1/-0	1.50 +0.1/-0	1.50 +0.1/-0	1.50 +0.1/-0	1.50 +0.1/-0	1.50 +0.1/-0
D ₁	-	-	-	-	-	1.00 +/-0.10	-	1.00 +/-0.10	1.00 +/-0.10	1.00 +/-0.10	1.00 +/-0.10	1.00 +/-0.10	1.00 +/-0.10	1.00 +/-0.10
E	1.75 +/-0.10	1.75 +/-0.10	1.75 +/-0.10	1.75 +/-0.10	1.75 +/-0.10	1.75 +/-0.10	1.75 +/-0.10	1.75 +/-0.10	1.75 +/-0.10	1.75 +/-0.10	1.75 +/-0.10	1.75 +/-0.10	1.75 +/-0.10	1.75 +/-0.10
F	3.50 +/-0.05	3.50 +/-0.05	3.50 +/-0.05	3.50 +/-0.05	3.50 +/-0.05	3.50 +/-0.05	3.50 +/-0.05	3.50 +/-0.05	3.50 +/-0.05	3.50 +/-0.05	3.50 +/-0.05	3.50 +/-0.05	5.50 +/-0.10	5.50 +/-0.10



Size	0201, 0402, 0603, 0805, 1206, 1210			1812
Reel size	7"	10"	13"	7"
C	13.0+0.5/-0.2	13.0+0.5/-0.2	13.0+0.5/-0.2	13.0+0.5/-0.2
W ₁	8.4+1.5/-0	8.4+1.5/-0	8.4+1.5/-0	12.4+2.0/-0
A	178.0±0.10	250.0±1.0	330.0±1.0	178.0±0.10
N	60.0+1.0/-0	100.0±1.0	100±1.0	60.0+1.0/-0

Storage and handling conditions

- (1) To store products at 5 to 40°C ambient temperature and 20 to 70% related humidity conditions.
- (2) The product is recommended to be used within one year after shipment. Check solder ability in case of shelf life extension is needed.
- (3) Don't open the tape until the parts are to be used, use the chips within 3 months after the tape is opened.
- (4) For product of high dielectric constant (Class2&3, characteristics B/W & Y), the Electro static capacity changes with the passage of time due to the inherent characteristics of ceramic dielectric materials. The changed capacity reverts to nominal at the temperature it reaches during the soldering process.

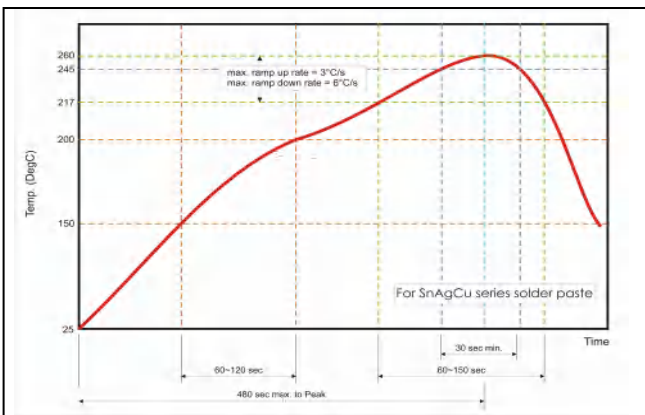
Cautions:

- a. The corrosive gas reacts on the terminal electrodes of capacitors, and results in the poor solder ability. Do not store the capacitors in the ambience of corrosive gas (e.g., hydrogen sulfide, sulfur dioxide, chlorine, ammonia gas etc.)
- b. In corrosive atmosphere, solder ability might be degraded, and silver migration might occur to cause low reliability.
- c. Due to the dewing by rapid humidity change, or the photochemical change of the terminal electrode by direct sun light, the solder ability and electrical performance may deteriorate. Do not store capacitors under direct sunlight or dewing condition. To store products on the shelf and avoid exposure to moisture.

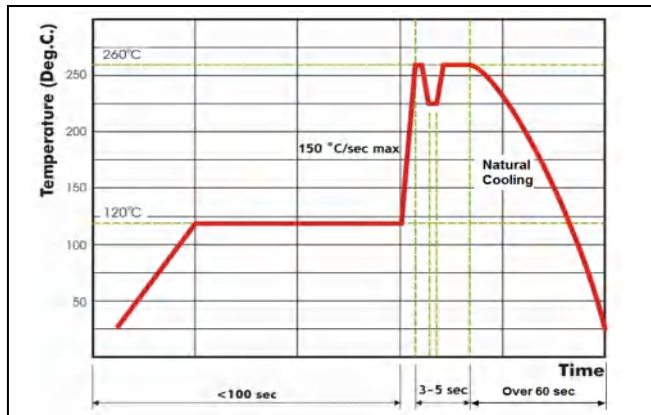
Recommended soldering conditions

The lead-free termination MLCCs are not only to be used on SMT against lead-free solder paste, but also suitable against lead-containing solder paste.

If the optimized solder joint is requested, increasing soldering time, temperature and concentration of N₂ within oven are recommended.



Recommended reflow soldering profile for SMT process with SnAgCu series solder paste.



Recommended wave soldering profile for SMT process with SnAgCu series solder.