


## ALTERNATION HISTORY RECORDS 变更记录

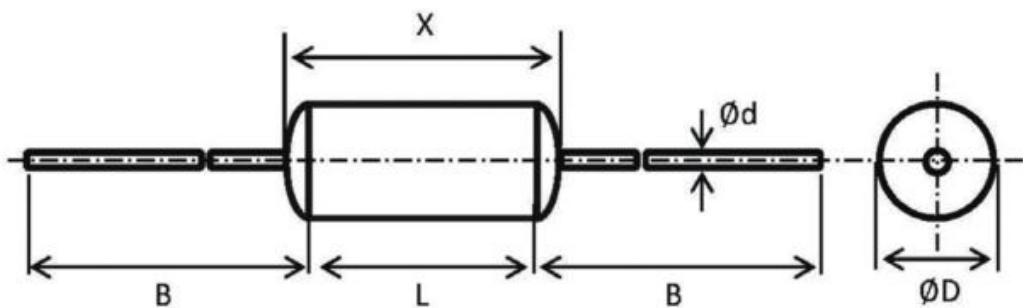
Date 日期	Version 版本	Mark 标记	Page 页码	Description 描述	Drafter 制定者	Approver 审批者
2014-6-22	A	/		首次发行	/	常斯琴



**Features:**

1. Standard taping package can be for automatic insertion and forming
2. Fully automated process and strict quality control system result uniform quality and consistent performance in reliability
3. Small and lightweight body style save the PWB space considerably
4. High Dielectric Withstanding Voltage up to 1kV
5. Flameproof construction in a ceramic tube, resistant to humidity and insulation

**DIMENSIONS :**



Type	Dimension ( mm )					Resistance Range(Ω)		Max. Working Voltage
	D ± 1	L ± 1	X ± 1	B ± 3	d ± 0.1	Wirewound	Power Film	
1W	4.5	6.5	9	28	0.65	0.1~47	48~100k	150V
2W	5	8.5	10.5	28	0.65	0.1~100	101~10K	150V
3W	6.5	11	14	28	0.8	0.1~150	151~33K	350V
5W	7	16	19	28	0.8	0.1~150	151~50K	350V

Note: ■ Max Overload Voltage is 2 times of Max Working Voltage

■ Too low or too high ohm values can be supplied only case by case

■ Rated Continuous Working Voltage (RCWV) shall be determined from

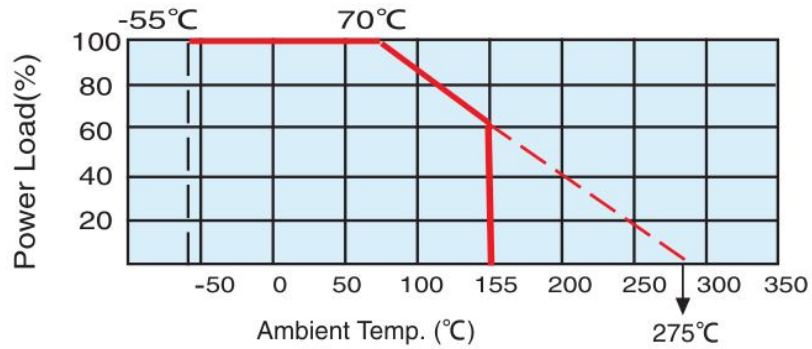
$$RCWV = \sqrt{\text{Rated Power} \times \text{Resistance Value}} \text{ or Max. Working Voltage listed above, whichever less.}$$

■ “Power Film” short time overload is 5 times of rated wattage for 5 sec.

## ROP Series-Cylindrical Type Cement Resistors

**DERATING CURVE :**

For resistors operated in ambient temperatures above 70°C, power rating must be derated in accordance with the curve below.



**ELECTRICAL PERFORMANCE :**

Test Items	Condition	Spec.	Test Method
Resistance Temp. Coeff.	-55°C ~ +155°C	±300ppm/°C	JIS-C-5201
Short Time Overload	10 times(Power Film:5 times) of rated wattage for 5 sec.	±2%	
Rated Load	Rated wattage for 30min.	±1%	
Dielectric Withstanding Voltage	1,000V AC 1min.	no change	
Insulation Resistance	500V megger	1,000MΩ	
Load Life	70°C on-off cycle 1,000 hours	±5%	
Moisture-proof Load Life	40°C 95% RH on-off cycle 1000 hours	±5%	
Nonflammability	16 times of rated wattage for 5 min	No flamed	

**PART NUMBER INFORMATION:**

Part Numbering example:

**ROP 2W 10Ω J M T/B**

a            b            c            d            e            f

- a:Series for Cylindrical Type Cement Resistors
- b:rated power
- c:resistance value
- d:Tolerance(F:±1%, J:±5% )
- e:Marking (M:marking , Nil:color coding)
- f:Package (T/R:tape & reel,T/B:tape in box,Nil:bulk)